







# MASTERLINE 8

MASTERLINE 8









**Cat. nr.** 19H  
**Art. nr.** AD.A89.H19A.00  
**Edition** 03/2016









					
INHOUDSTAFEL		19H.001-008			
OVERZICHT DOORSNEDETEKENINGEN		19H.D.001			
SYSTEEMOVERZICHT - ISOLATIE		19H.D.002			
SYSTEEMOVERZICHT - DESIGN		19H.D.003			
SYSTEEMOVERZICHT		19H.D.004-005			
VASTE ELEMENTEN - BUITENKADERS		19H.D.006-009			
VASTE ELEMENTEN - VENSTERBANKEN		19H.D.010-011			
VASTE ELEMENTEN - ROLLUIKGELEIDER		19H.D.012			
VASTE ELEMENTEN - LEKLIJST		19H.D.013			
VASTE ELEMENTEN - VERDELING IN VAST RAAM		19H.D.014-015			
OPENGAANDE ELEMENTEN - NAAR BINNEN OPENGAAN		19H.D.016-018			
OPENGAANDE ELEMENTEN - NAAR BUITEN OPENGAAN		19H.D.019			
OPENGAANDE ELEMENTEN - VERDELING IN VLEUGEL		19H.D.020			
VERBREDINGSPROFIEL		19H.D.021			
SAMENGESTELDE ELEMENTEN - T-PROFIEL		19H.D.022-023			
SAMENGESTELDE ELEMENTEN - T-PROFIEL VERSTERKT		19H.D.024-025			
SAMENGESTELDE ELEMENTEN - VERSTEVIJGINGSPROFIEL		19H.D.026-027			
WISSELPROFIEL BUITENBEGLAZING		19H.D.028			
MUURAFWERKINGSPROFIEL		19H.D.029			
KOPPELINGEN BINNEN HET SYSTEEM - IN HETZELFDE V		19H.D.030			
KOPPELINGEN BINNEN HET SYSTEEM - DILATATIE		19H.D.031			
KOPPELINGEN BINNEN HET SYSTEEM - KOPPELPROFIEL		19H.D.032-035			
SYSTEEMOVERZICHT		19H.D.036-037			
RAAMDEUR NAAR BINNENDRAAIEND		19H.D.038			
RAAMDEUR NAAR BUITENDRAAIEND		19H.D.039			
SAMENGESTELDE DEUR NAAR BINNENDRAAIEND		19H.D.040			
SAMENGESTELDE DEUR NAAR BUITENDRAAIEND		19H.D.041-042			
SYSTEEMOVERZICHT		19H.D.043			
VASTE / OPENGAANDE ELEMENTEN		19H.D.044-046			
SYSTEEMOVERZICHT		19H.D.047			
NAAR BINNEN OPENGAANDE RAMEN		19H.D.048-049			
NAAR BUITEN OPENGAANDE RAMEN		19H.D.050-051			
NAAR BINNEN OPENGAANDE DEUREN MET RAAMPROFIEL		19H.D.052			
NAAR BUITEN OPENGAANDE DEUREN MET RAAMPROFIEL		19H.D.053			
SYSTEEMOVERZICHT		19H.D.054-055			
NAAR BINNEN OPENGAANDE RAMEN		19H.D.056-057			
NAAR BUITEN OPENGAANDE RAMEN		19H.D.058			
NAAR BINNEN OPENGAANDE DEUREN MET RAAMPROFIEL		19H.D.059			
NAAR BUITEN OPENGAANDE DEUREN MET RAAMPROFIEL		19H.D.060			
KOPPELINGEN MET ANDERE SYSTEMEN		19H.D.061			
KOPPELINGEN MET ANDERE SYSTEMEN - CW 50		19H.D.062			
KOPPELINGEN MET ANDERE SYSTEMEN - CP 130 - CP 13		19H.D.063-064			










					
TABLE DES MATIERES		19H.001-008			
APERCU DES DESSINS DE SECTION		19H.D.001			
APERCU DU SYSTEME - ISOLATION		19H.D.002			
APERCU DU SYSTEME - CONCEPTION		19H.D.003			
APERCU DU SYSTEME		19H.D.004-005			
ELEMENTS FIXES - DORMANTS		19H.D.006-009			
ELEMENTS FIXES - BAVETTES		19H.D.010-011			
ELEMENTS FIXES - GUIDE - VOLET		19H.D.012			
ELEMENTS FIXES - REJET D'EAU		19H.D.013			
ELEMENTS FIXES - DIVISION DANS FENETRE FIXE		19H.D.014-015			
ELEMENTS OUVRANTS - FENETRES OUVRANT VERS L'IN		19H.D.016-018			
ELEMENTS OUVRANTS - FENETRE OUVRANT VERS L'EX		19H.D.019			
ELEMENTS OUVRANTS - DIVISION DANS OUVRANT		19H.D.020			
PROFILE D'ELARGISSEMENT		19H.D.021			
ELEMENTS COMPOSES - TRAVERSE		19H.D.022-023			
ELEMENTS COMPOSES - TRAVERSE RENFORCEE		19H.D.024-025			
ELEMENTS COMPOSES - PROFILE DE RENFORCEMENT		19H.D.026-027			
PROFILE INVERSION PARCLOSE		19H.D.028			
PROFILE DE FINITION		19H.D.029			
COMBINAISONS DANS LE SYSTEME - DANS UN MEME PL		19H.D.030			
COMBINAISONS DANS LE SYSTEME - DILATATION		19H.D.031			
COMBINAISONS DANS LE SYSTEME - PROFILES D' ANGL		19H.D.032-035			
APERCU DU SYSTEME		19H.D.036-037			
PORTE-FENETRE OUVRANT VERS L'INTERIEUR		19H.D.038			
PORTE-FENETRE A LA FRANCAISE VERS L'EXTERIEUR		19H.D.039			
PORTE COMPOSEE OUVRANT VERS L'INTERIEUR		19H.D.040			
PORTE COMPOSEE OUVRANT VERS L'EXTERIEUR		19H.D.041-042			
APERCU DU SYSTEME		19H.D.043			
ELEMENTS FIXES / OUVRANTS		19H.D.044-046			
APERCU DU SYSTEME		19H.D.047			
FENETRES OUVRANT VERS L'INTERIEUR		19H.D.048-049			
FENETRE OUVRANT VERS L'EXTERIEUR		19H.D.050-051			
PORTES OUVRANT VERS L'INTERIEUR AVEC PROFILE FE		19H.D.052			
PORTES OUVRANT VERS L'EXTERIEUR AVEC PROFILE E		19H.D.053			
APERCU DU SYSTEME		19H.D.054-055			
FENETRES OUVRANT VERS L'INTERIEUR		19H.D.056-057			
FENETRE OUVRANT VERS L'EXTERIEUR		19H.D.058			
PORTES OUVRANT VERS L'INTERIEUR AVEC PROFILE FE		19H.D.059			
PORTES OUVRANT VERS L'EXTERIEUR AVEC PROFILE E		19H.D.060			
COMBINAISONS AVEC D'AUTRES SYSTEMES		19H.D.061			
COMBINAISONS AVEC D'AUTRES SYSTEMES - CW 50		19H.D.062			
COMBINAISONS AVEC D'AUTRES SYSTEMES - CP 130 - C		19H.D.063-064			










					
TABLE OF CONTENTS		19H.001-008			
DRAWING SECTIONS OVERVIEW		19H.D.001			
SYSTEM OVERVIEW - INSULATION		19H.D.002			
SYSTEM OVERVIEW - DESIGN		19H.D.003			
SYSTEM OVERVIEW DOORS		19H.D.004-005			
FIXED ELEMENTS - OUTER FRAMES		19H.D.006-009			
FIXED ELEMENTS - WINDOW SILLS		19H.D.010-011			
FIXED ELEMENTS - SHUTTER GUIDE		19H.D.012			
FIXED ELEMENTS - DRIP CAP		19H.D.013			
FIXED ELEMENTS - DIVISION IN FIXED FRAME		19H.D.014-015			
OPENING ELEMENTS - INWARD OPENING		19H.D.016-018			
OPENING ELEMENTS - OUTWARD OPENING WINDOWS		19H.D.019			
FIXED ELEMENTS - DIVISION IN VENT		19H.D.020			
ENLARGING PROFILE		19H.D.021			
COMPOSED ELEMENTS - TRANSOM-MULLION		19H.D.022-023			
COMPOSED ELEMENTS - TRANSOM-MULLION REINFORC		19H.D.024-025			
COMPOSED ELEMENTS - REINFORCEMENT PROFILE		19H.D.026-027			
CHANGEOVER PROFILE OUTSIDE GLAZING		19H.D.028			
WALL FINISHING PROFILE		19H.D.029			
CONNECTIONS WITHIN THE SYSTEM - IN THE SAME PLA		19H.D.030			
CONNECTIONS WITHIN THE SYSTEM - DILATATION		19H.D.031			
CONNECTIONS WITHIN THE SYSTEM - CORNER PROFILE		19H.D.032-035			
SYSTEM OVERVIEW DOORS		19H.D.036-037			
WINDOW-DOOR INWARD OPENING		19H.D.038			
WINDOW-DOOR OUTWARD OPENING		19H.D.039			
COMBINED DOOR INWARD OPENING		19H.D.040			
COMBINED DOOR OUTWARD OPENING		19H.D.041-042			
SYSTEM OVERVIEW DOORS		19H.D.043			
FIXED / OPENING ELEMENTS		19H.D.044-046			
SYSTEM OVERVIEW DOORS		19H.D.047			
INWARD OPENING WINDOWS		19H.D.048-049			
OUTWARD OPENING WINDOWS		19H.D.050-051			
INWARD OPENING DOORS WITH WINDOW PROFILES		19H.D.052			
OUTWARD OPENING DOORS WITH WINDOW PROFILES		19H.D.053			
SYSTEM OVERVIEW DOORS		19H.D.054-055			
INWARD OPENING WINDOWS		19H.D.056-057			
OUTWARD OPENING WINDOWS		19H.D.058			
INWARD OPENING DOORS WITH WINDOW PROFILES		19H.D.059			
OUTWARD OPENING DOORS WITH WINDOW PROFILES		19H.D.060			
CONNECTIONS WITH OTHER SYSTEMS		19H.D.061			
CONNECTIONS WITH OTHER SYSTEMS - CW 50		19H.D.062			
CONNECTIONS WITH OTHER SYSTEMS - CP 130 - CP 130		19H.D.063-064			






					
INHALTSANGABE		19H.001-008			
UEBERSICHT PROFILKOMBINATIONEN		19H.D.001			
SYSTEMUEBERSICHT - ISOLATION		19H.D.002			
SYSTEMUEBERSICHT - DESIGN		19H.D.003			
SYSTEMUEBERSICHT		19H.D.004-005			
FESTE ELEMENTE - BLENDRAHMEN		19H.D.006-009			
FESTE ELEMENTE - FENSTERBANKE		19H.D.010-011			
FESTE ELEMENTE - ROLLADENFUEHRUNG		19H.D.012			
FESTE ELEMENTE - WETTERSCHENKEL		19H.D.013			
FESTE ELEMENTE - VERTEILUNG IN EINEM FESTEN FEN		19H.D.014-015			
OEFFNENDE ELEMENTE - NACH INNEN OEFFNENDES FE		19H.D.016-018			
OEFFNENDE ELEMENTE - NACH AUSSEN OEFFNENDE FI		19H.D.019			
FESTE ELEMENTE - VERTEILUNG IN FLUEGEL		19H.D.020			
VERBREITERUNGSPROFIL		19H.D.021			
KOMBINIERT ELEMENTE - SPROSSE		19H.D.022-023			
KOMBINIERT ELEMENTE - SPROSSE VERSTÄRKT		19H.D.024-025			
KOMBINIERT ELEMENTE - VERSTÄRKUNGSPROFIL		19H.D.026-027			
WECHSELPROFIL AUSSENVERGLASUNG		19H.D.028			
AUSFUEHRUNGSPROFIL		19H.D.029			
KOMBINATIONEN IN DEN SYSTEMEN - IM SELBEN BEREI		19H.D.030			
KOMBINATIONEN IN DEN SYSTEMEN - AUSDEHNUNG		19H.D.031			
KOMBINATIONEN IN DEN SYSTEMEN - ECKPROFILE		19H.D.032-035			
SYSTEMUEBERSICHT		19H.D.036-037			
FENSTERTUER NACH INNEN ÖFFNEND		19H.D.038			
FENSTERTUER NACH AUSSEN ÖFFNEND		19H.D.039			
KOMBINIERT TÜR NACH INNEN OEFFNEND		19H.D.040			
KOMBINIERT TÜR NACH AUSSEN OEFFNEND		19H.D.041-042			
SYSTEMUEBERSICHT		19H.D.043			
FESTE / OEFFNENDE ELEMENTE		19H.D.044-046			
SYSTEMUEBERSICHT		19H.D.047			
NACH INNEN OEFFNENDE FENSTER		19H.D.048-049			
NACH AUSSEN OEFFNENDE FENSTER		19H.D.050-051			
NACH INNEN OEFFNENDE TUEREN MIT FENSTERPROFIL		19H.D.052			
NACH AUSSEN OEFFNENDE TUEREN MIT FENSTERPROF		19H.D.053			
SYSTEMUEBERSICHT		19H.D.054-055			
NACH INNEN OEFFNENDE FENSTER		19H.D.056-057			
NACH AUSSEN OEFFNENDE FENSTER		19H.D.058			
NACH INNEN OEFFNENDE TUEREN MIT FENSTERPROFIL		19H.D.059			
NACH AUSSEN OEFFNENDE TUEREN MIT FENSTERPROF		19H.D.060			
KOMBINATIONEN MIT ANDEREN SYSTEMEN		19H.D.061			
KOMBINATIONEN MIT ANDEREN SYSTEMEN - CW 50		19H.D.062			
KOMBINATIONEN MIT ANDEREN SYSTEMEN - CP 130 - CF		19H.D.063-064			




					
19H.D.001	02/2016	D0099625			
19H.D.002	02/2016	D0099590			
19H.D.003	02/2016	D0099597			
19H.D.004	02/2016	D0099631			
19H.D.005	02/2016	D0099632			
19H.D.006	04/02/2016				
19H.D.007	03/2016	D0099368			
19H.D.008	03/2016	D0099369			
19H.D.009	03/2016	D0099395			
19H.D.010	03/2016	D0099401			
19H.D.011	03/2016	D0099403			
19H.D.012	03/2016	D0099436			
19H.D.013	03/2016	D0099437			
19H.D.014	03/02/2016				
19H.D.015	01/2016	D0099438			
19H.D.016	03/2016	D0099439			
19H.D.017	03/2016	D0099440			
19H.D.018	03/2016	D0099442			
19H.D.019	01/2016	D0099521			
19H.D.020	01/2016	D0099522			
19H.D.021	01/2016	D0099556			
19H.D.022	01/2016	D0099524			
19H.D.023	01/2016	D0099531			
19H.D.024	01/2016	D0099532			
19H.D.025	01/2016	D0099533			
19H.D.026	01/2016	D0099534			
19H.D.027	01/2016	D0099538			
19H.D.028	01/2016	D0099539			
19H.D.029	03/2016	D0099443			
19H.D.030	02/2016	D0099448			
19H.D.031	01/2016	D0099558			
19H.D.032	03/2016	D0099459			
19H.D.033	01/2016	D0099460			
19H.D.034	03/2016	D0099728			
19H.D.035	01/2016	D0099465			
19H.D.036	11/02/2016				
19H.D.037	02/2016	D0099569			
19H.D.038	02/2016	D0099571			
19H.D.039	02/2016	D0099575			
19H.D.040	02/2016	D0099580			
19H.D.041	02/2016	D0099585			
19H.D.042	02/02/2016				
19H.D.043	02/2016	D0099637			
19H.D.044	08/02/2016				
19H.D.045	02/2016	D0099638			
19H.D.046	02/2016	D0099648			
19H.D.047	03/2016	D0099830			
19H.D.048	03/2016	D0099831			
19H.D.049	03/2016	D0099833			
19H.D.050	26/02/2016				
19H.D.051	03/2016	D0099842			
19H.D.052	03/2016	D0099843			
19H.D.053	03/2016	D0099839			
19H.D.054	02/03/2016				
19H.D.055	03/2016	D0099852			
19H.D.056	03/2016	D0099854			
19H.D.057	03/2016	D0099855			
19H.D.058	03/2016	D0099857			
19H.D.059	03/2016	D0099858			
19H.D.060	03/2016	D0099859			
19H.D.061	03/2016	D0099676			
19H.D.062	03/2016	D0099677			
19H.D.063	03/2016	D0099679			
19H.D.064	03/2016	D0099684			
19H.D.065	03/2016	D0099688			
19H.D.066	04/03/2016				
19H.001	21/01/2016				
19H.003	21/01/2016				
19H.005	21/01/2016				
19H.007	21/01/2016				



## MASTERLINE 8



MASTERLINE 8 (RAMEN)  
MASTERLINE 8 (FENETRES)

**1 VASTE ELEMENTEN  
ELEMENTS FIXES**

**2 OPENGAANDE ELEMENTEN  
ELEMENTS OUVRANTS**

**3 SAMENGESTELDE ELEMENTEN  
ELEMENTS COMPOSES**

**4 KOPPELINGEN BINNEN HET SYSTEEM  
COMBINAISONS DANS LE SYSTEME**

MASTERLINE 8 (DEUREN)  
MASTERLINE 8 (PORTES)

**5 RAAMDEUR NAAR BINNENDRAAIEND  
PORTE-FENETRE OUVRANT VERS L'INTERIEUR**

**6 RAAMDEUR NAAR BUITENDRAAIEND  
PORTE-FENETRE A LA FRANCAISE VERS L'EXT.**

**7 DEUR NAAR BINNENDRAAIEND  
PORTE OUVRANT VERS L'INTERIEUR**

**8 DEUR NAAR BUITENDRAAIEND  
PORTE OUVRANT VERS L'EXTERIEUR**

MASTERLINE 8 (FRONT SLIDE)  
MASTERLINE 8 (FRONT SLIDE)

KOPPELINGEN MET ANDERE SYSTEMEN  
COMBINAISONS AVEC D'AUTRES SYSTEMES

MASTERLINE 8 (WINDOWS)  
MASTERLINE 8 (FENSTER)

**FIXED ELEMENTS  
FESTE ELEMENTE**

**OPENING ELEMENTS  
OEFFNENDE ELEMENTE**

**COMPOSED ELEMENTS  
KOMBINIERTE ELEMENTE**

**CONNECTIONS WITHIN THE SYSTEM  
KOMBINATIONEN IM SYSTEM**

MASTERLINE 8 (DOORS)  
MASTERLINE 8 (TUEREN)

**WINDOW-DOOR INWARD OPENING  
FENSTERTUER NACH INNEN OEFFNEND**

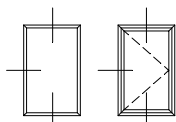
**WINDOW-DOOR OUTWARD OPENING  
FENSTERTUER NACH AUSSEN OEFFNEND**

**DOOR INWARD OPENING  
TUER NACH INNEN OEFFNEND**

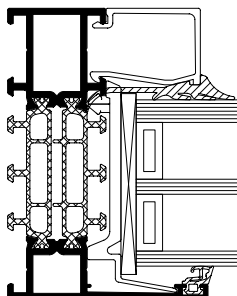
**DOOR OUTWARD OPENING  
TUER NACH AUSSEN OEFFNEND**

MASTERLINE 8 (FRONT SLIDE)  
MASTERLINE 8 (FRONT SLIDE)

CONNECTIONS WITH OTHER SYSTEMS  
KOMBINATIONEN MIT ANDEREN SYSTEMEN

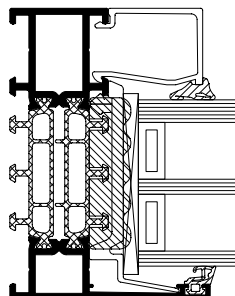


OPTIE A / OPTION A  
STANDARD



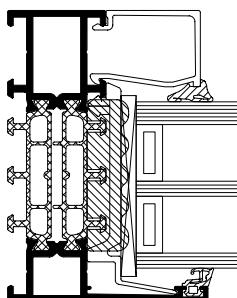
MASTERLINE 8-000001.dwg

OPTIE B / OPTION B  
HI  
OPTIE B IN KATALOOG  
OPTION B DANS LE CATALOGUE  
OPTION B IN CATALOGUE  
OPTION B IM KATALOG



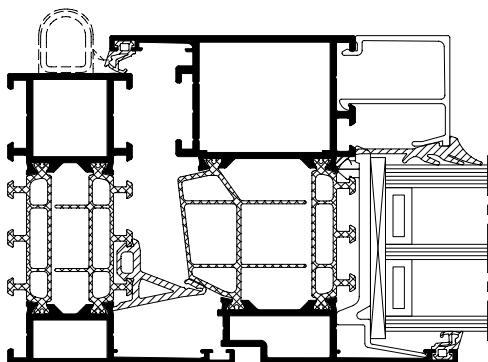
MASTERLINE 8-000002.dwg

OPTIE C / OPTION C  
HI+



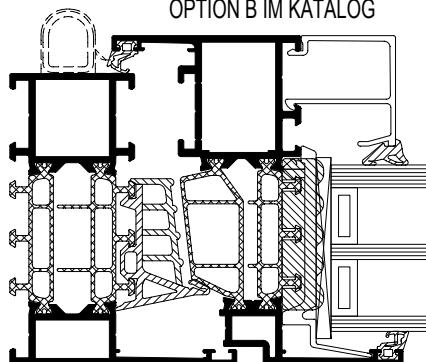
MASTERLINE 8-000003.dwg

OPTIE A / OPTION A  
STANDARD



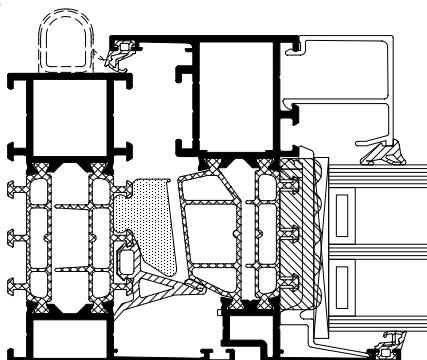
MASTERLINE 8-000010.dwg

OPTIE B / OPTION B  
HI  
OPTIE B IN KATALOOG  
OPTION B DANS LE CATALOGUE  
OPTION B IN CATALOGUE  
OPTION B IM KATALOG

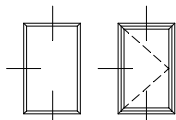


MASTERLINE 8-000011.dwg

OPTIE C / OPTION C  
HI+

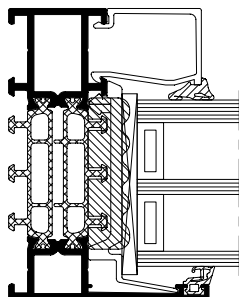


MASTERLINE 8-000012.dwg



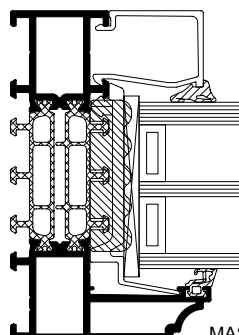
OPTIE A / OPTION A Functional

OPTIE A IN KATALOOG  
OPTION A DANS LE CATALOGUE  
OPTION A IN CATALOGUE  
OPTION A IM KATALOG



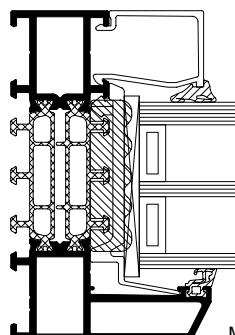
MASTERLINE 8-000002.dwg

OPTIE B / OPTION B Renaissance



MASTERLINE 8-000005.dwg

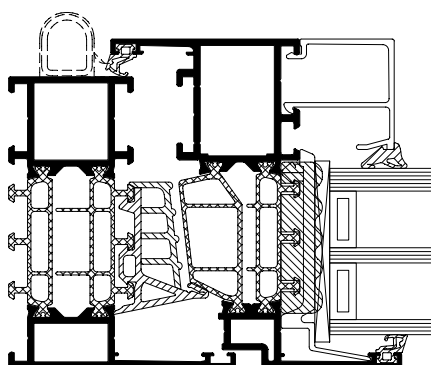
OPTIE C / OPTION C Deco



MASTERLINE 8-000006.dwg

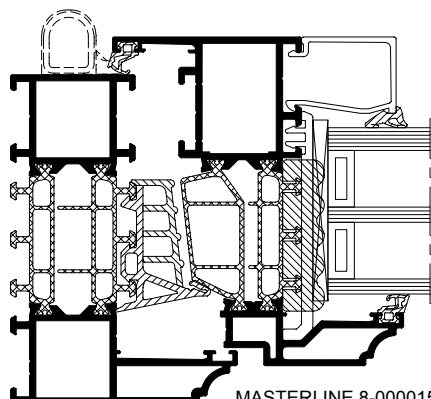
OPTIE A / OPTION A Functional

OPTIE B IN KATALOOG  
OPTION B DANS LE CATALOGUE  
OPTION B IN CATALOGUE  
OPTION B IM KATALOG



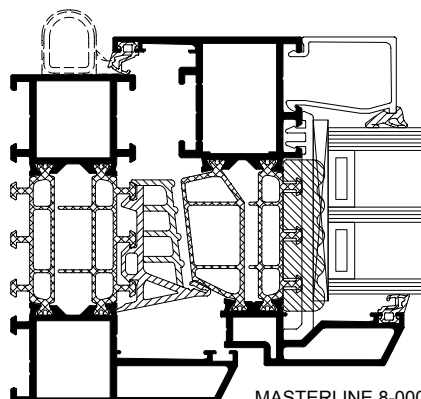
MASTERLINE 8-000011.dwg

OPTIE B / OPTION B Renaissance



MASTERLINE 8-000015.dwg

OPTIE C / OPTION C Deco



MASTERLINE 8-000016.dwg

## MASTERLINE 8 (RAMEN) MASTERLINE 8 (FENETRES)

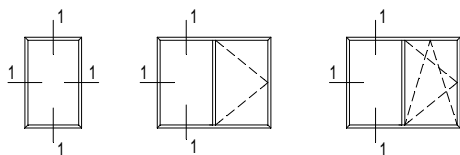
## MASTERLINE 8 (WINDOWS) MASTERLINE 8 (FENSTER)



### 1 VASTE ELEMENTEN ELEMENTS FIXES

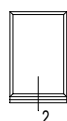
BUITENKADER  
DORMANT

OUTER FRAME  
BLENDRAHMEN



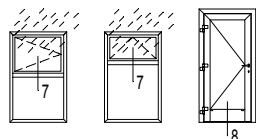
VENSTERBANKEN  
BAVETTES

WINDOW SILLS  
FENSTERBANKE

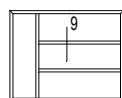


LEKLIJST  
REJET D'EAU

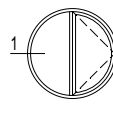
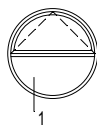
DRIP CAP  
WETTERSCHENKEL



VERDELING IN VAST RAAM  
DIVISION DANS FENETRE FIXE

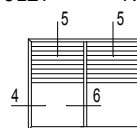
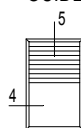


### FIXED ELEMENTS FESTE ELEMENTE



ROLLUIKGELEIDERS  
GUIDES A VOLET

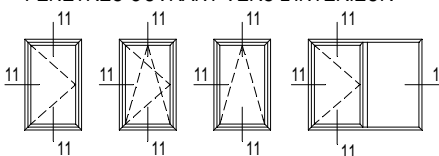
SHUTTER GUIDES  
ROLLADENFUEHRUNGEN



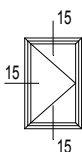
DIVISION IN FIXED FRAME  
VERTEILUNG IN EINEM FESTEN FENSTER

### 2 OPENGAANDE ELEMENTEN ELEMENTS OUVRANTS

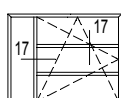
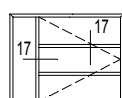
NAAR BINNEN OPENGAANDE RAMEN  
FENETRES OUVRANT VERS L'INTERIEUR



NAAR BUITEN OPENGAANDE RAMEN  
FENETRES OUVRANT VERS L'EXTERIEUR

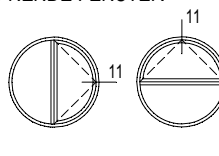
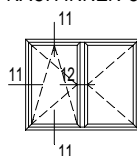


VERDELING IN VLEUGEL  
DIVISION DANS L'OUVRANT



### OPENING ELEMENTS OEFFNENDE ELEMENTE

INWARD OPENING WINDOWS  
NACH INNEN OEFFNENDE FENSTER



OUTWARD OPENING WINDOWS  
NACH AUSSEN OEFFNENDE FENSTER

DIVISION IN WINDOW VENT  
VERTEILUNG IM FLUEGEL



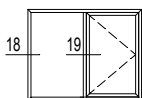
## MASTERLINE 8 (RAMEN) MASTERLINE 8 (FENETRES)

## MASTERLINE 8 (WINDOWS) MASTERLINE 8 (FENSTER)

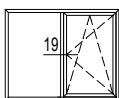


### 3 SAMENGESTELDE ELEMENTEN ELEMENTS COMPOSES

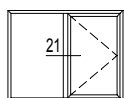
VERBEITERUNGSPROFIEL  
PROFILE D-ELARGISSEMENT



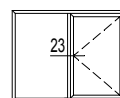
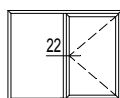
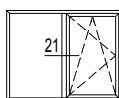
T-PROFIEL  
TRAVERSE



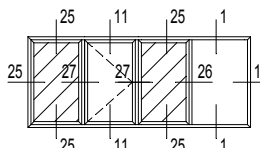
TRANSOM  
RIEGEL



WISSELPROFIEL BUITENBEGLAZING  
PROFILE INVERSION PARCLOSE

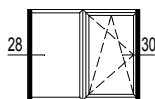


CHANGEOVER PROFILE OUTSIDE GLAZING  
WECHSELPROFIEL AUSSENVERGLASUNG



MUURAFWERKINGSPROFIEL  
PROFILE DE FINITION

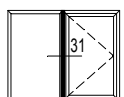
WALL FINISHING PROFILE  
AUSFUEHRUNGSPROFIL



### 4 KOPPELINGEN BINNEN HET SYSTEEM COMBINAISONS DANS LE SYSTEME

IN HETZELFDE VLAK  
DANS UN MEME PLAN

IN THE SAME PLANE  
IM SELBEN BEREICH



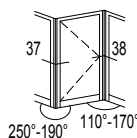
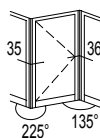
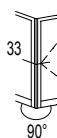
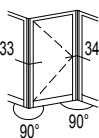
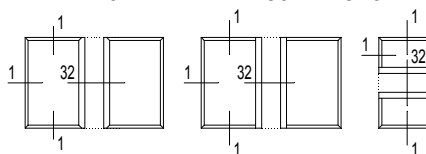
HOEKPROFIELEN  
PROFILES D'ANGLE

CORNER PROFILES  
ECKPROFILE

### CONNECTIONS WITHIN THE SYSTEM KOMBINATIONEN IM SYSTEM

DILATATIE  
DILATATION

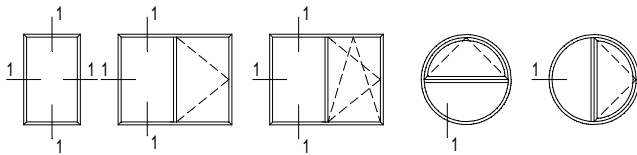
EXPANSION  
AUSDEHNUNG



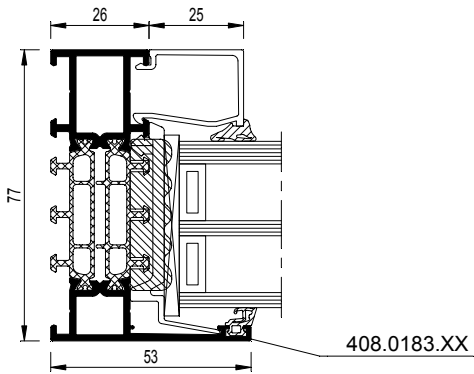
# MASTERLINE 8

VASTE ELEMENTEN - BUITENKADERS  
ELEMENTS FIXES - DORMANTS  
FIXED ELEMENTS - OUTER FRAMES  
FESTE ELEMENTE - BLENDRAHMEN





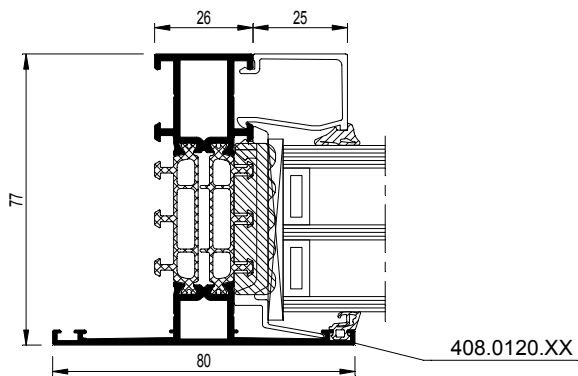
1



... .dwg

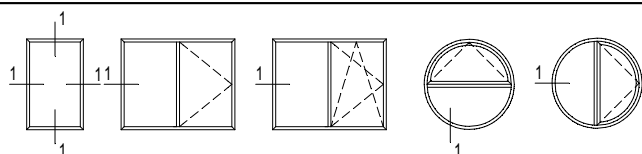


1a



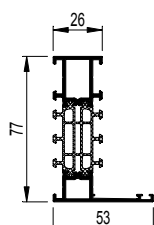
... .dwg





408.0136.XX

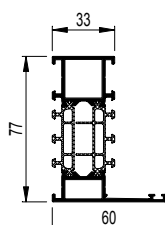
$I_x = 20.473 \text{ cm}^4$



1 MASTERLINE 8-001001.dwg

408.0183.XX

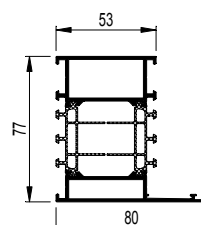
$I_x = 23.193 \text{ cm}^4$



1 MASTERLINE 8-001002.dwg

408.0125.XX

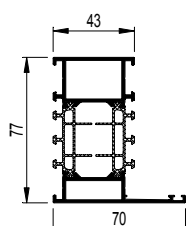
$I_x = 30.365 \text{ cm}^4$



1 MASTERLINE 8-001003.dwg

408.0160.XX

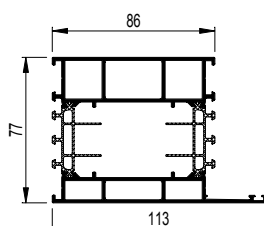
$I_x = 26.779 \text{ cm}^4$



1 MASTERLINE 8-001005.dwg

408.0142.XX  
4F8.0142.XX FOAM INCLUDED

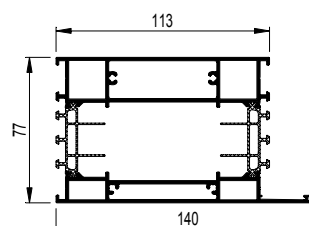
$I_x = 47.849 \text{ cm}^4$



1 MASTERLINE 8-001006.dwg

408.0140.XX

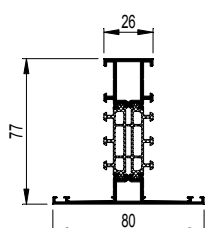
$I_x = 63.446 \text{ cm}^4$



1 MASTERLINE 8-001007.dwg

408.0113.XX

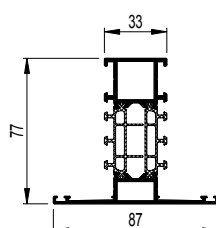
$I_x = 23.636 \text{ cm}^4$



1a MASTERLINE 8-001011.dwg

408.0120.XX

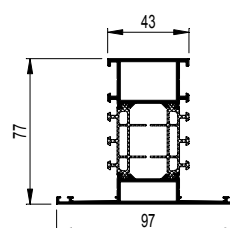
$I_x = 26.409 \text{ cm}^4$



1a MASTERLINE 8-001012.dwg

408.0165.XX

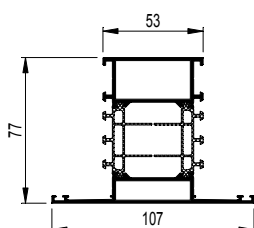
$I_x = 30.055 \text{ cm}^4$



1a MASTERLINE 8-001013.dwg

408.0114.XX

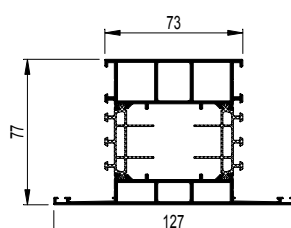
$I_x = 33.688 \text{ cm}^4$



1a MASTERLINE 8-001014.dwg

408.0123.XX  
4F8.0123.XX FOAM INCLUDED

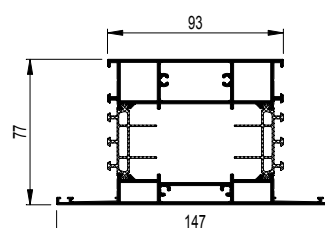
$I_x = 46.851 \text{ cm}^4$



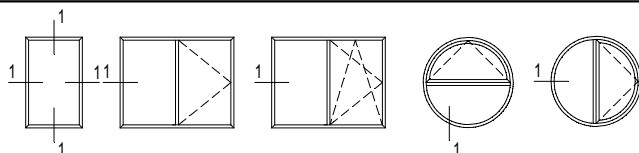
1a MASTERLINE 8-001015.dwg

408.0116.XX  
4F8.0116.XX FOAM INCLUDED

$I_x = 57.107 \text{ cm}^4$

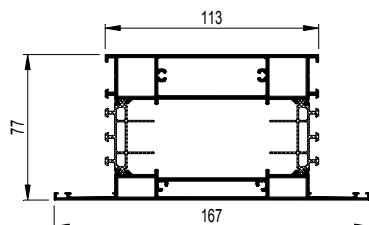


1a MASTERLINE 8-001016.dwg



**408.0850.XX**  
**4F8.0850.XX** FOAM INCLUDED

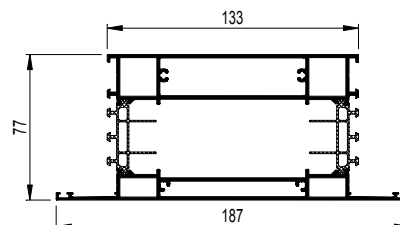
$I_x = 67.126 \text{ cm}^4$



[1a] MASTERLINE 8-001017.dwg

**408.0851.XX**  
**4F8.0851.XX** FOAM INCLUDED

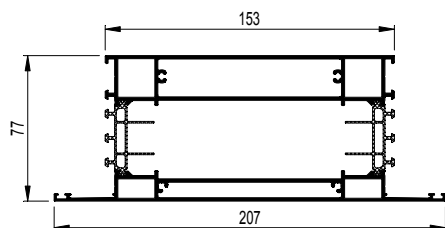
$I_x = 75.377 \text{ cm}^4$



[1a] MASTERLINE 8-001018.dwg

**408.0852.XX**  
**4F8.0852.XX** FOAM INCLUDED

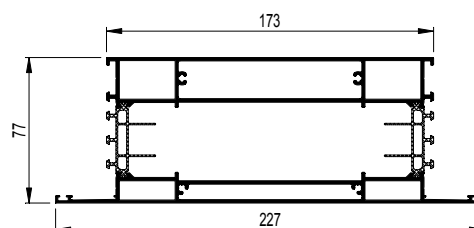
$I_x = 83.597 \text{ cm}^4$



[1a] MASTERLINE 8-001019.dwg

**408.0853.XX**  
**4F8.0853.XX** FOAM INCLUDED

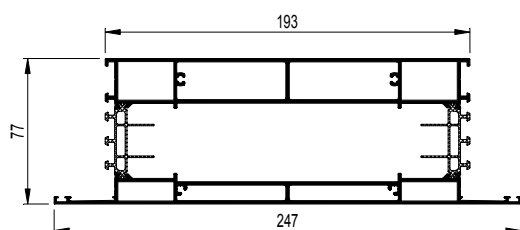
$I_x = 90.932 \text{ cm}^4$



[1a] MASTERLINE 8-001020.dwg

**408.0854.XX**  
**4F8.0854.XX** FOAM INCLUDED

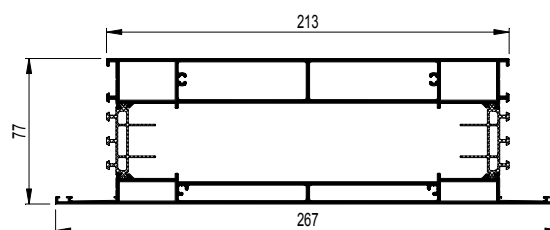
$I_x = 102.039 \text{ cm}^4$



[1a] MASTERLINE 8-001021.dwg

**408.0855.XX**  
**4F8.0855.XX** FOAM INCLUDED

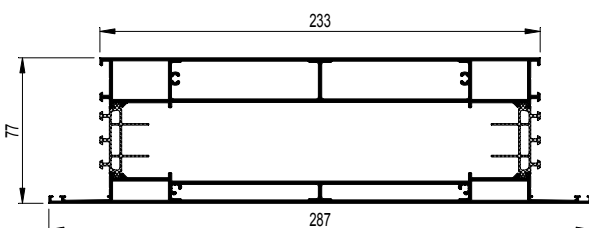
$I_x = 110.227 \text{ cm}^4$



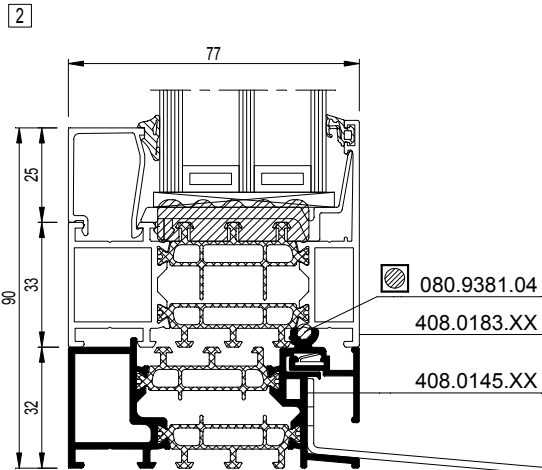
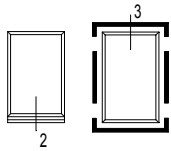
[1a] MASTERLINE 8-001022.dwg

**408.0856.XX**  
**4F8.0856.XX** FOAM INCLUDED

$I_x = 120.740 \text{ cm}^4$



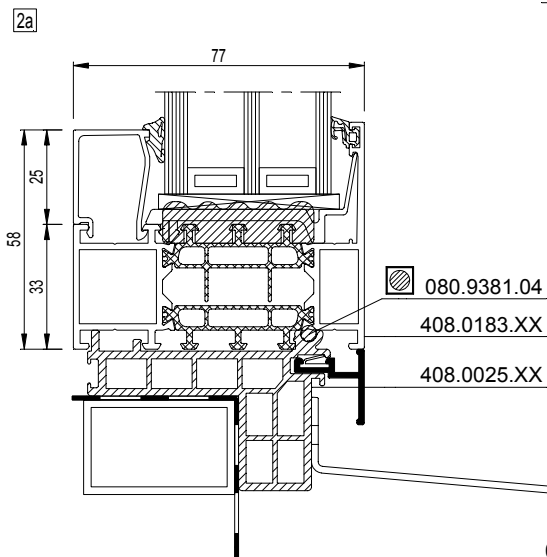
[1a] MASTERLINE 8-001023.dwg



031.0110.XX



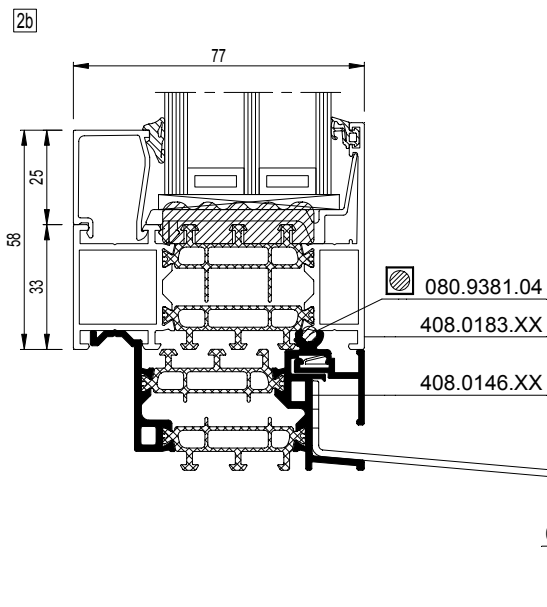
... .dwg



031.0110.XX



... .dwg

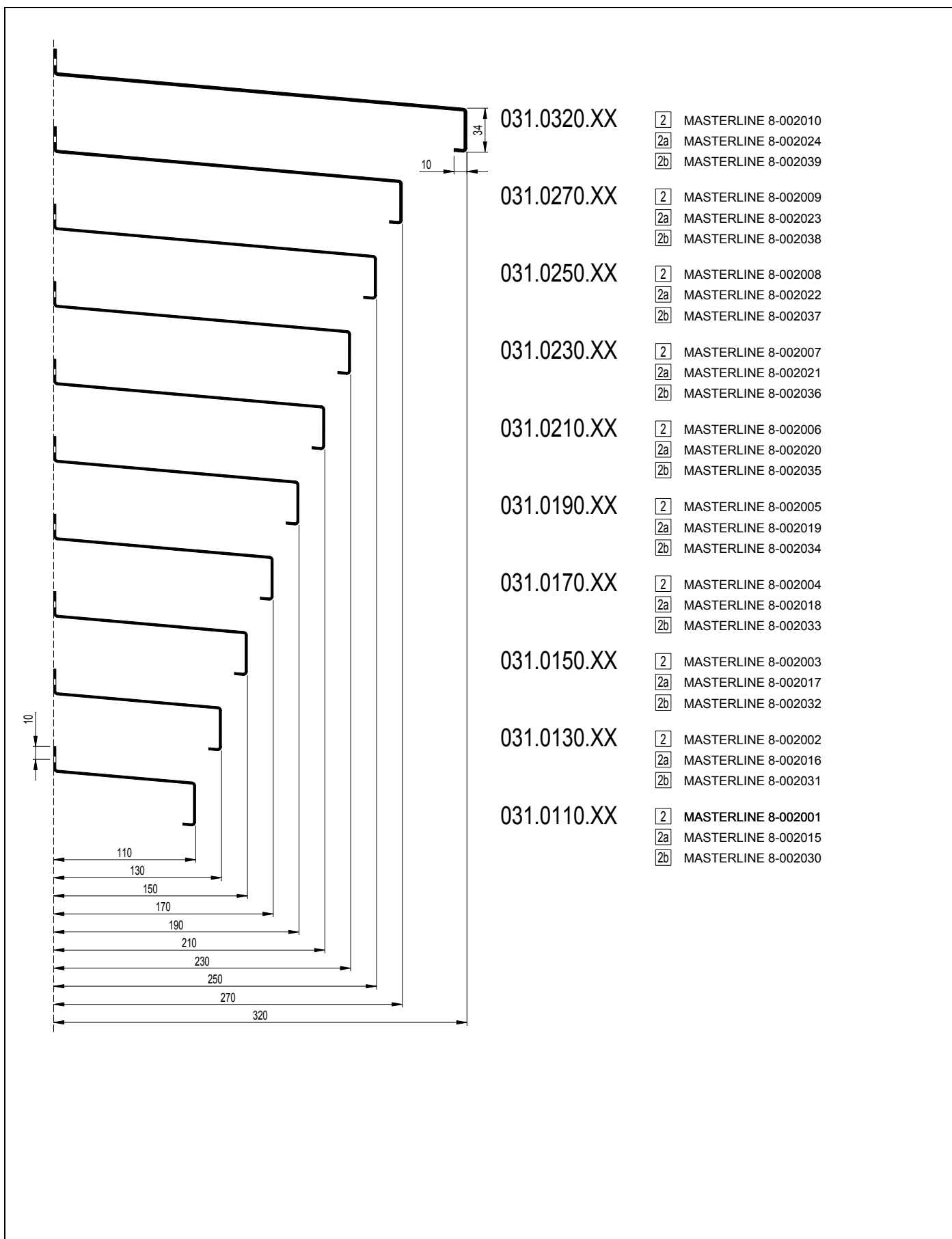
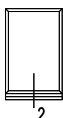


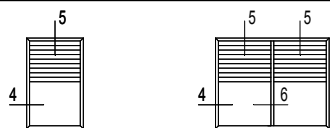
031.0110.XX



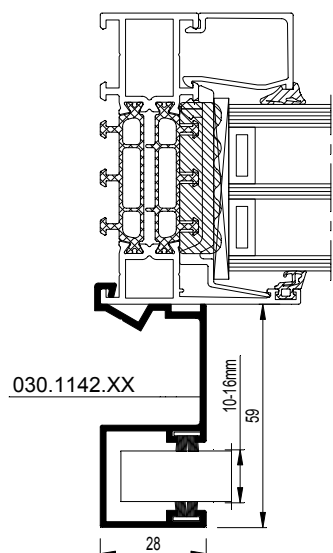
... .dwg





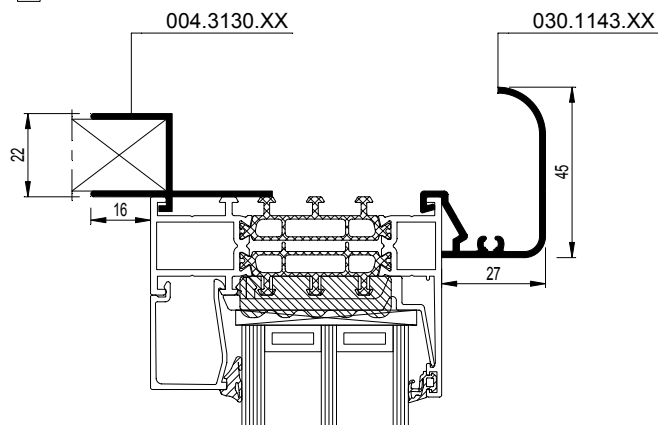


4



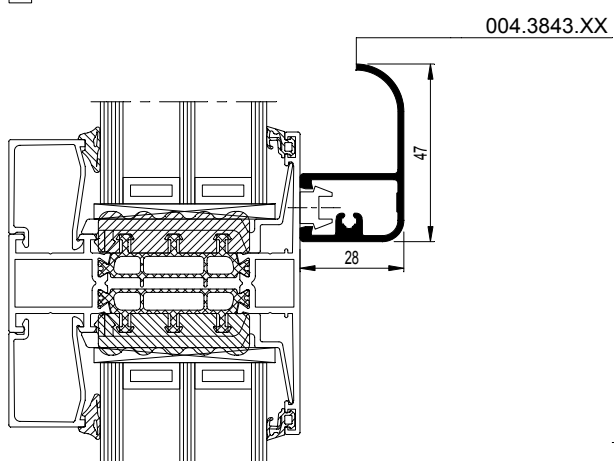
MASTERLINE 8-004001.dwg

5



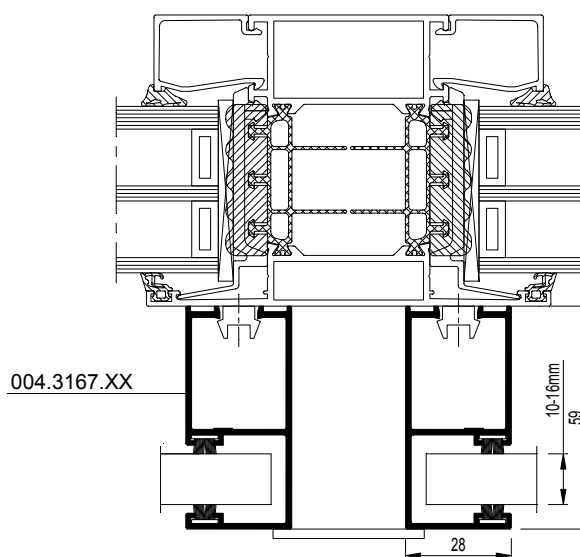
MASTERLINE 8-005001.dwg

5



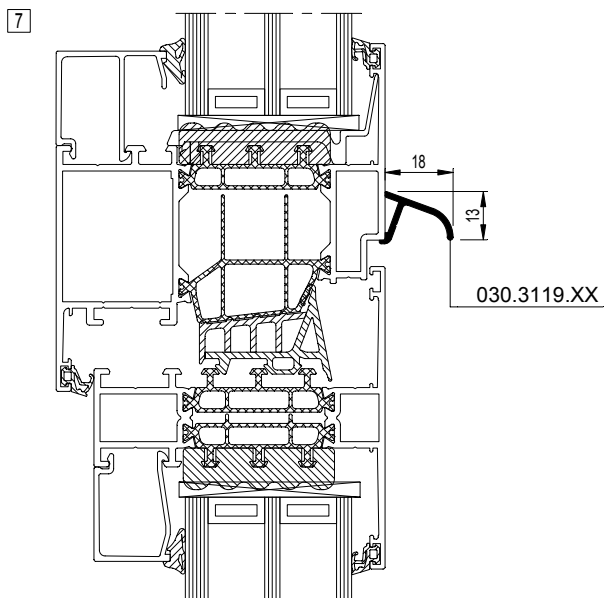

MASTERLINE 8-005002.dwg

6

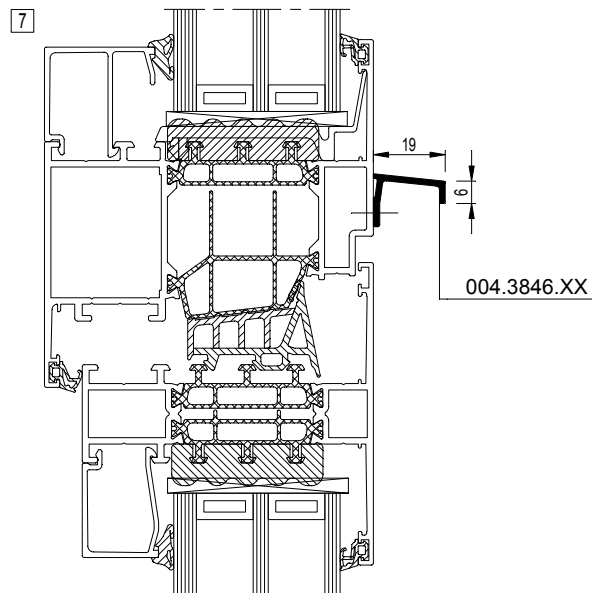


MASTERLINE 8-006001.dwg

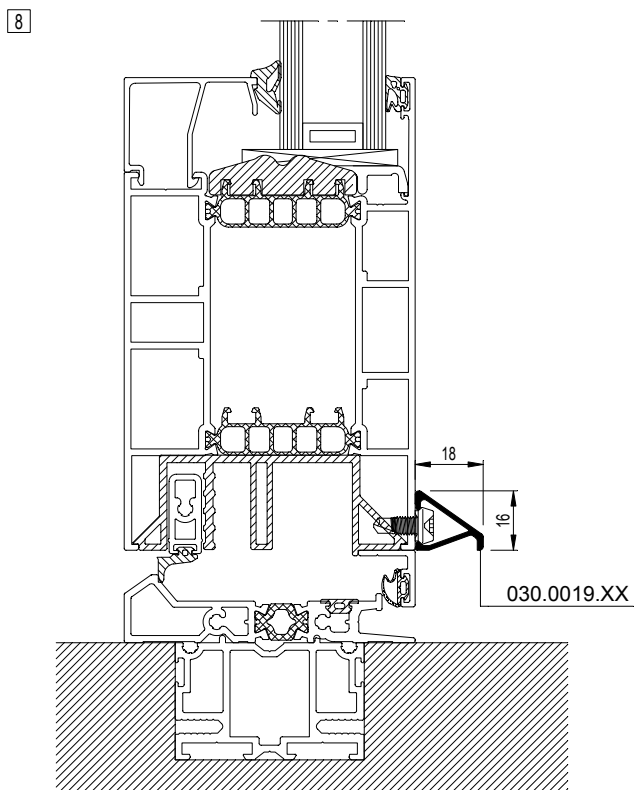




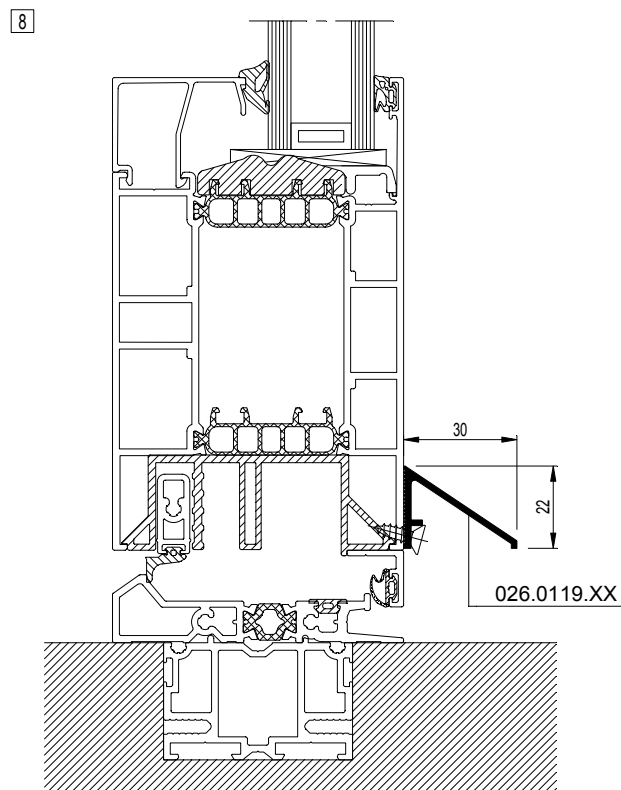
MASTERLINE 8-007001.dwg



MASTERLINE 8-007002.dwg



MASTERLINE 8-008001.dwg

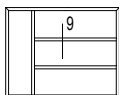


MASTERLINE 8-008002.dwg

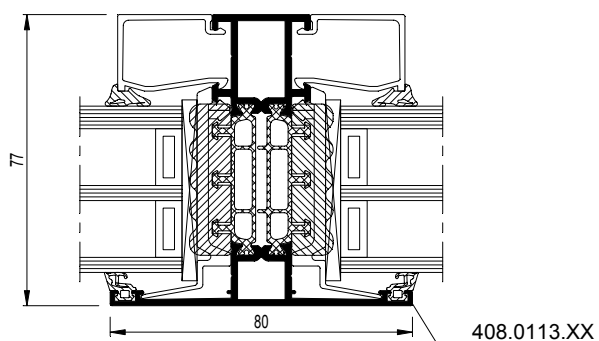
# MASTERLINE 8


VASTE ELEMENTEN - VERDELING IN VAST RAAM  
ELEMENTS FIXES - DIVISION DANS FENETRE FIXE  
FIXED ELEMENTS - DIVISION IN FIXED FRAME  
FESTE ELEMENTE - VERTEILUNG IN EINEM FESTEN FENSTER





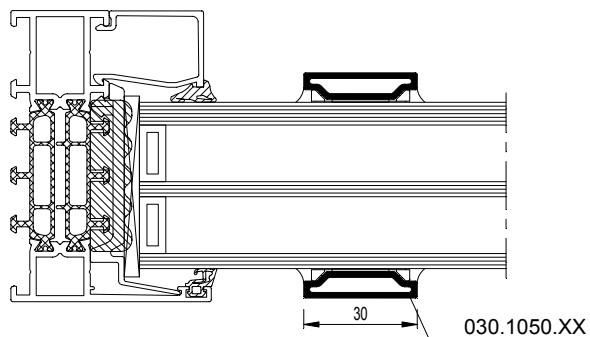
9



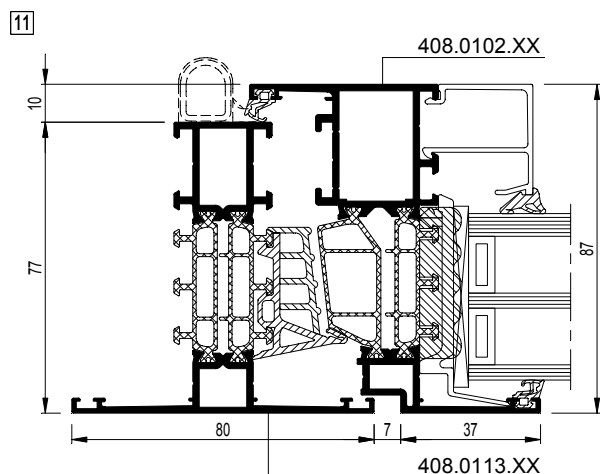
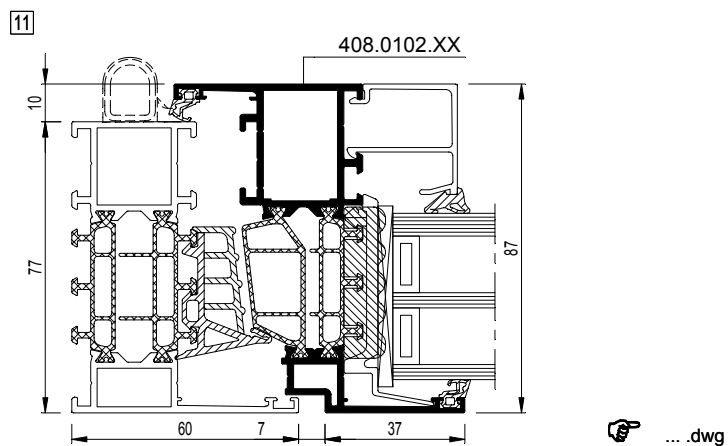
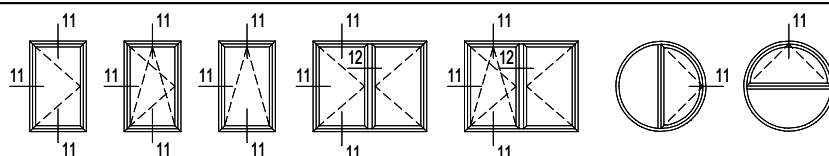
 Zie ook T-profielen  
Voir aussi traverses  
See also transom-mullions  
Siehe auch Sprossen

MASTERLINE 8-009001.dwg

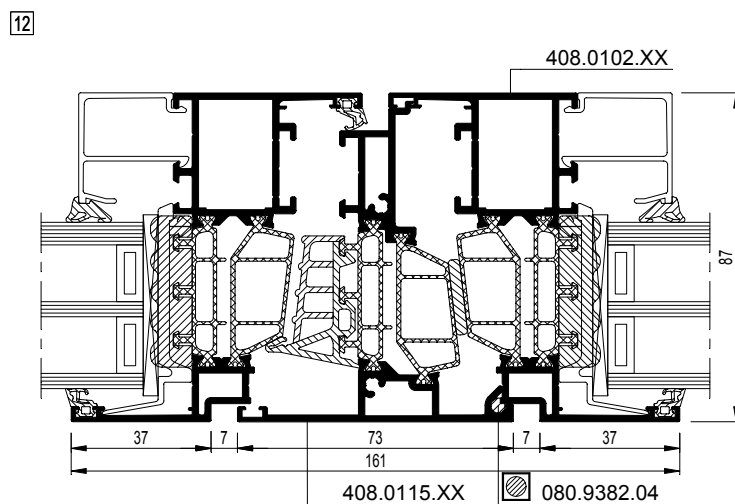
9

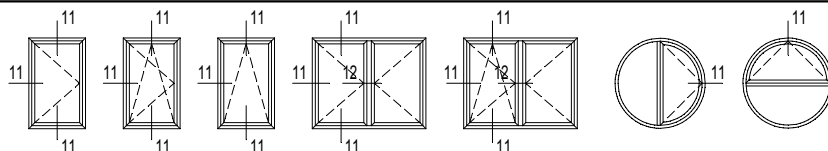


MASTERLINE 8-009002.dwg



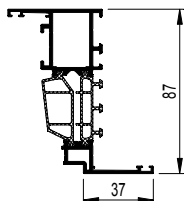
MASTERLINE 8-011005.dwg





408.0102.XX

$I_x = 30.785 \text{ cm}^4$

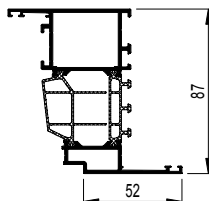


[11] MASTERLINE 8-011001.dwg

[12] MASTERLINE 8-012001.dwg

408.0192.XX

$I_x = 38.629 \text{ cm}^4$

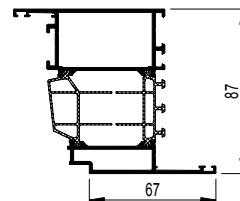


[11] MASTERLINE 8-011002.dwg

[12] MASTERLINE 8-012002.dwg

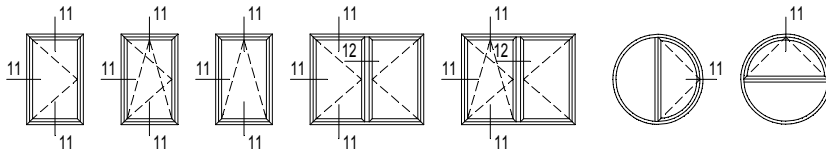
408.0112.XX

$I_x = 45.992 \text{ cm}^4$

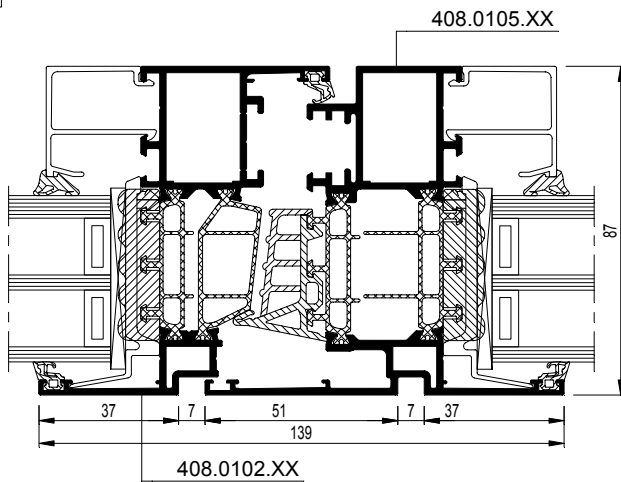


[11] MASTERLINE 8-011003.dwg

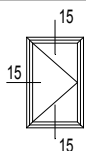
[12] MASTERLINE 8-012003.dwg



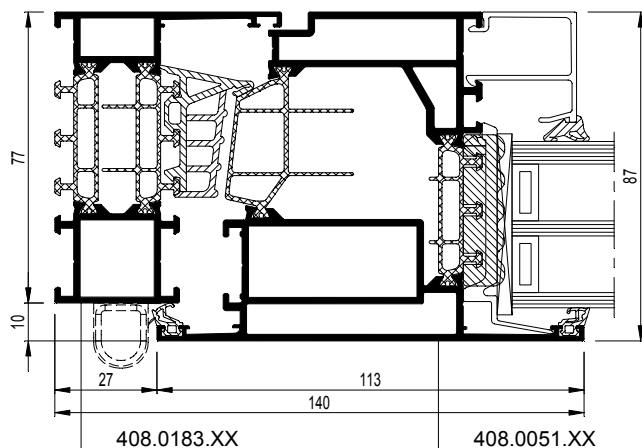
12



MASTERLINE 8-012005.dwg

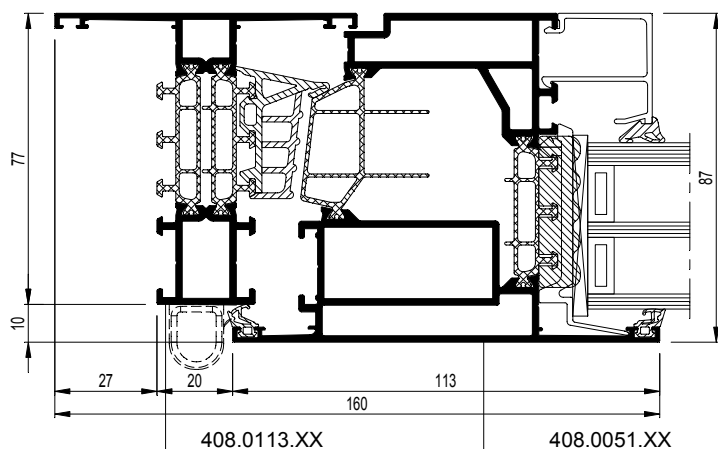


15

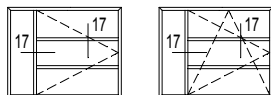


MASTERLINE 8-015001.dwg

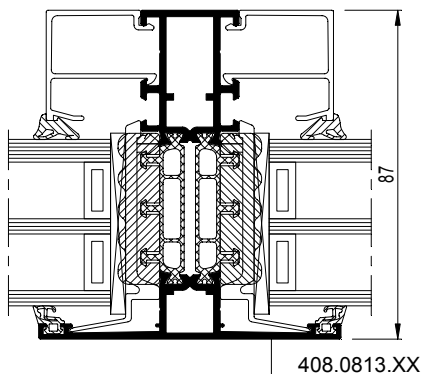
15



MASTERLINE 8-015002.dwg



17

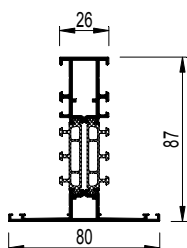


... .dwg



408.0813.XX

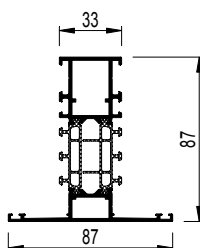
$I_x = 32.846 \text{ cm}^4$



17 MASTERLINE 8-017002.dwg

408.0820.XX

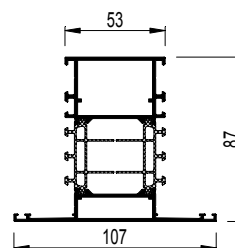
$I_x = 32.846 \text{ cm}^4$



17 MASTERLINE 8-017003.dwg

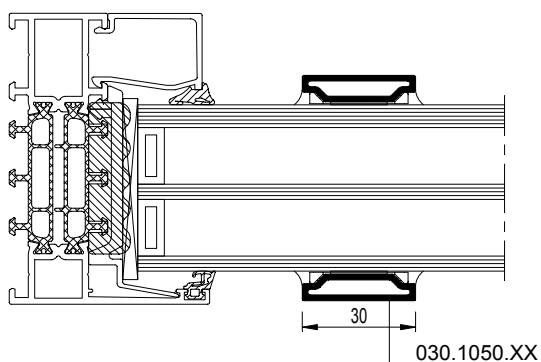
408.0814.XX

$I_x = 36.245 \text{ cm}^4$



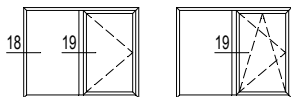
17 MASTERLINE 8-017004.dwg

17

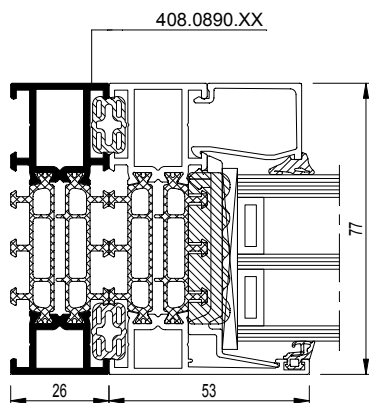


MASTERLINE 8-017005.dwg





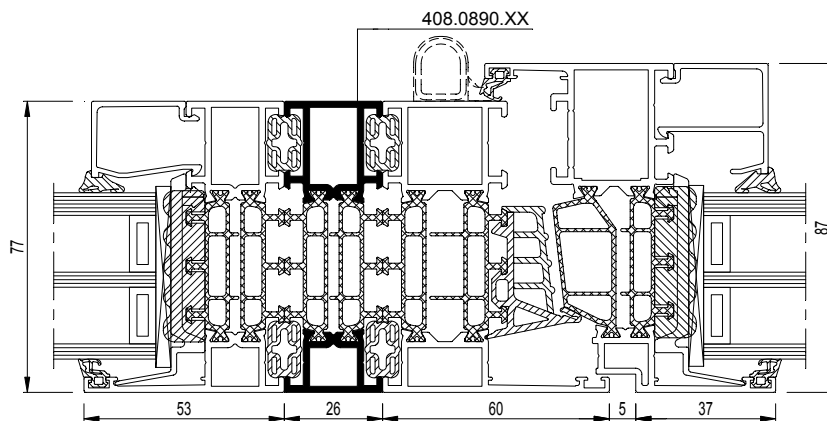
18



... .dwg



19

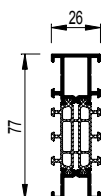


... .dwg



408.0890.XX

$I_x = 16.306 \text{ cm}^4$

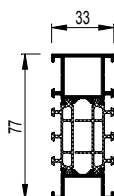


18 MASTERLINE 8-018001.dwg

19 MASTERLINE 8-019001.dwg

408.0892.XX

$I_x = 19.102 \text{ cm}^4$

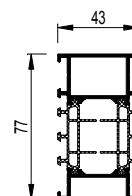


18 MASTERLINE 8-018002.dwg

19 MASTERLINE 8-019002.dwg

408.0894.XX

$I_x = 22.743 \text{ cm}^4$

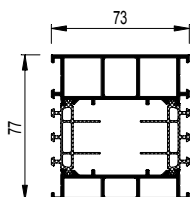


18 MASTERLINE 8-018003.dwg

19 MASTERLINE 8-019003.dwg

408.0896.XX

$I_x = 39.019 \text{ cm}^4$

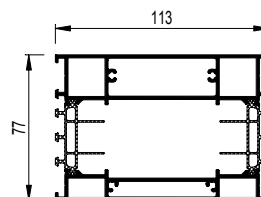


18 MASTERLINE 8-018004.dwg

19 MASTERLINE 8-019004.dwg

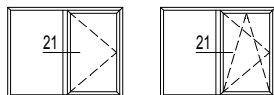
408.0891.XX

$I_x = 59.396 \text{ cm}^4$

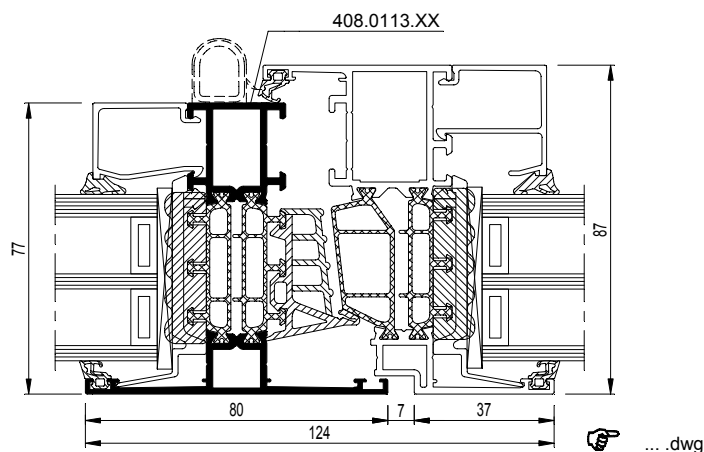


18 MASTERLINE 8-018005.dwg

19 MASTERLINE 8-019005.dwg

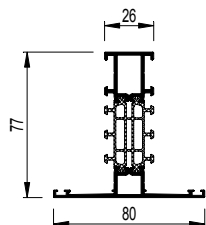


21



408.0113.XX

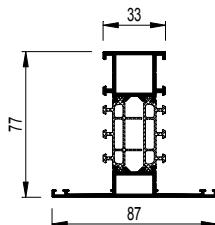
$I_x = 23.636 \text{ cm}^4$



21 MASTERLINE 8-021001.dwg

408.0120.XX

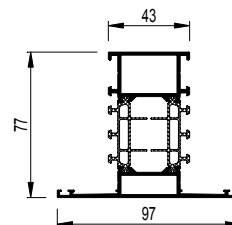
$I_x = 26.409 \text{ cm}^4$



21 MASTERLINE 8-021002.dwg

408.0165.XX

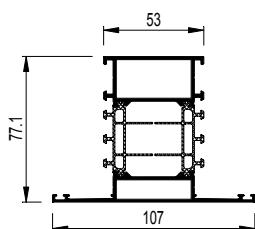
$I_x = 30.055 \text{ cm}^4$



21 MASTERLINE 8-021003.dwg

408.0114.XX

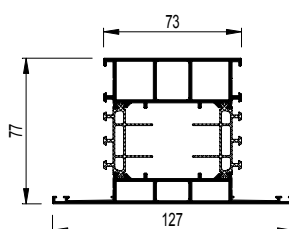
$I_x = 33.688 \text{ cm}^4$



21 MASTERLINE 8-021004.dwg

408.0123.XX

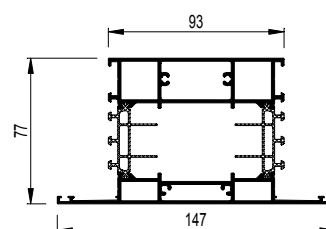
$I_x = 46.851 \text{ cm}^4$



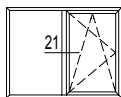
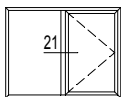
21 MASTERLINE 8-021005.dwg

408.0116.XX

$I_x = 57.107 \text{ cm}^4$

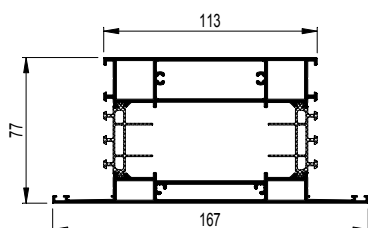


21 MASTERLINE 8-021006.dwg



408.0850.XX  
4K8.0850.XX

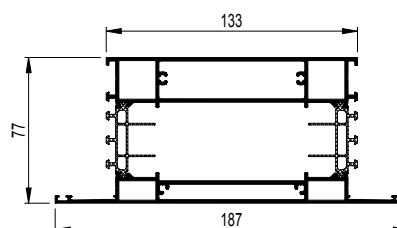
$I_x = 67.126 \text{ cm}^4$



[21] MASTERLINE 8-021007.dwg

408.0851.XX  
4K8.0851.XX

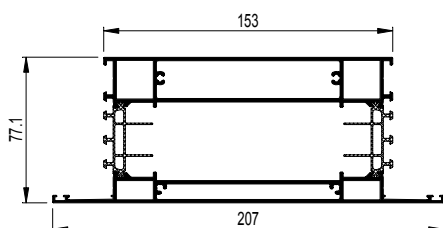
$I_x = 75.377 \text{ cm}^4$



[21] MASTERLINE 8-021008.dwg

408.0852.XX  
4K8.0852.XX

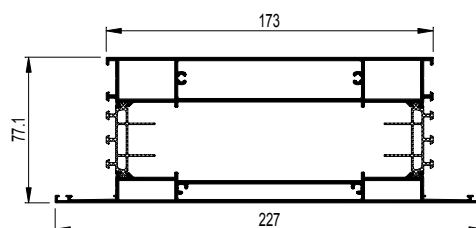
$I_x = 83.597 \text{ cm}^4$



[21] MASTERLINE 8-021009.dwg

408.0853.XX  
4K8.0853.XX

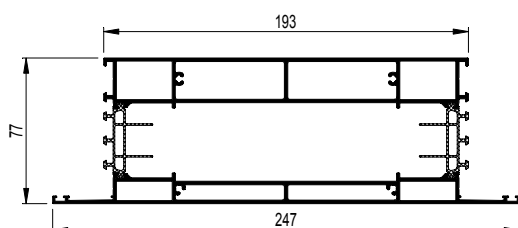
$I_x = 90.932 \text{ cm}^4$



[21] MASTERLINE 8-021010.dwg

408.0854.XX  
4K8.0854.XX

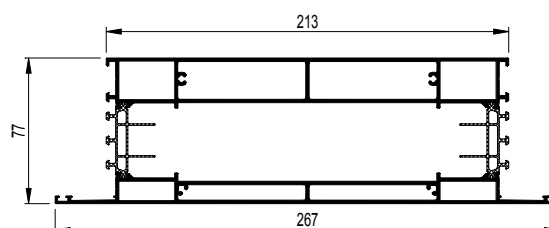
$I_x = 102.039 \text{ cm}^4$



[21] MASTERLINE 8-021011.dwg

408.0855.XX  
4K8.0855.XX

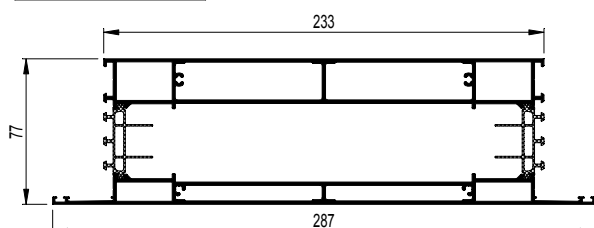
$I_x = 110.227 \text{ cm}^4$



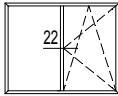
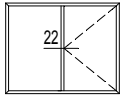
[21] MASTERLINE 8-021012.dwg

408.0856.XX  
4K8.0856.XX

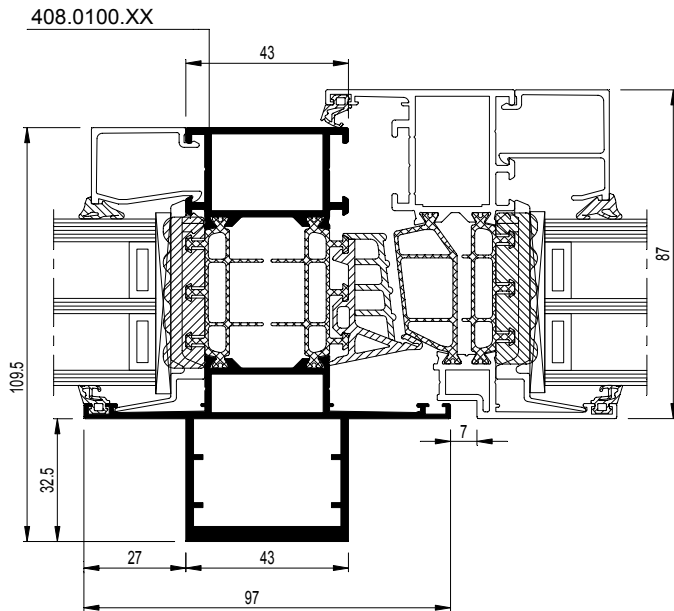
$I_x = 120.740 \text{ cm}^4$



[21] MASTERLINE 8-021013.dwg



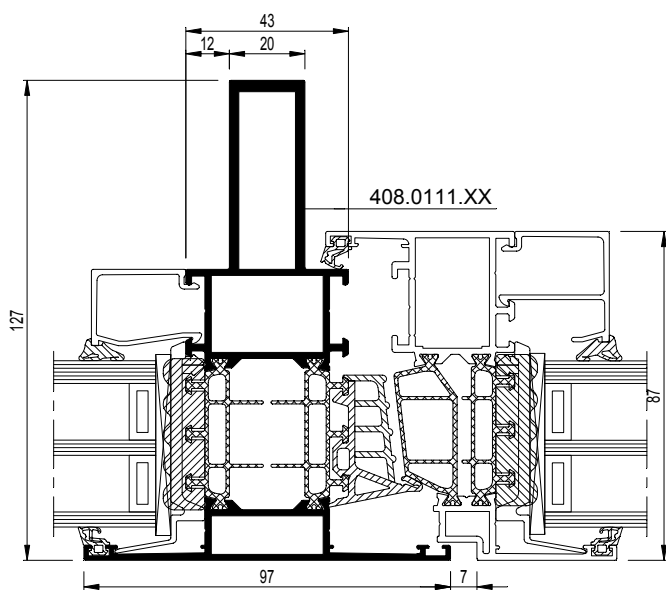
22



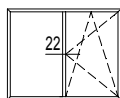
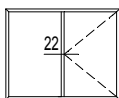
... .dwg



22a

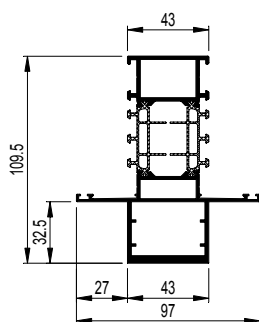


MASTERLINE 8-022005.dwg



408.0100.XX

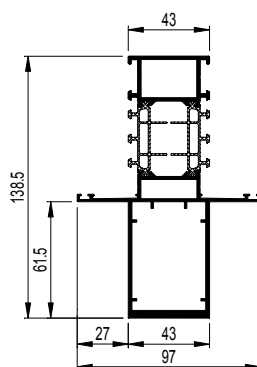
$I_x = 67.821 \text{ cm}^4$



22 MASTERLINE 8-022001.dwg

408.0109.XX

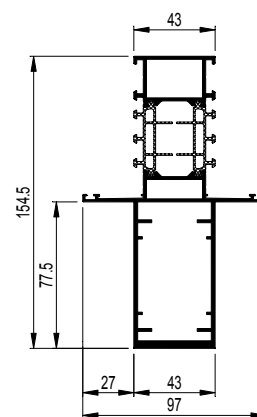
$I_x = 116.612 \text{ cm}^4$



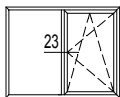
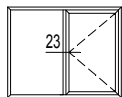
22 MASTERLINE 8-022002.dwg

408.0110.XX

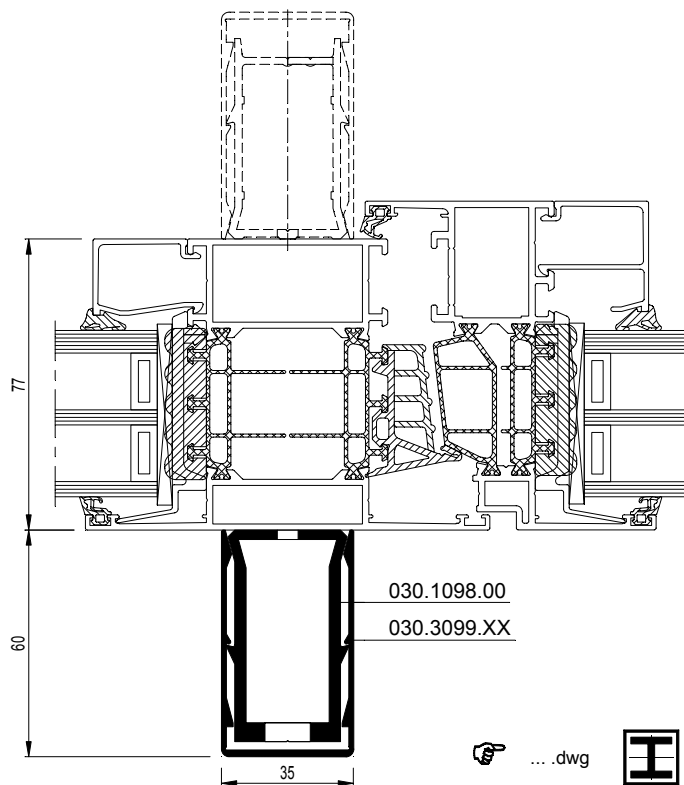
$I_x = 158.029 \text{ cm}^4$



22 MASTERLINE 8-022003.dwg

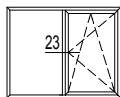
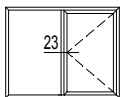


23a



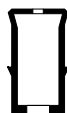
23

Nota : voor keuze van versteviging : ZIE VERSTEVIINGSPROFIEL  
Note : pour choix de renforcement : VOIR PROFILE DE RENFORCEMENT  
Note: For choice of reinforcement, SEE REINFORCEMENT PROFILE  
Note : für Verstärkungswahl : SIEHE VERSTAERKUNGSPROFIL



030.1098.00

lx = 19.656 cm<sup>4</sup>

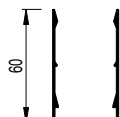


[23] MASTERLINE 8-023001.dwg

[23a] MASTERLINE 8-023005.dwg

030.3099.XX

lx = 9.625 cm<sup>4</sup>



030.1097.00

lx = 10.260 cm<sup>4</sup>

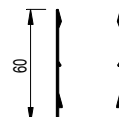


[23] MASTERLINE 8-023002.dwg

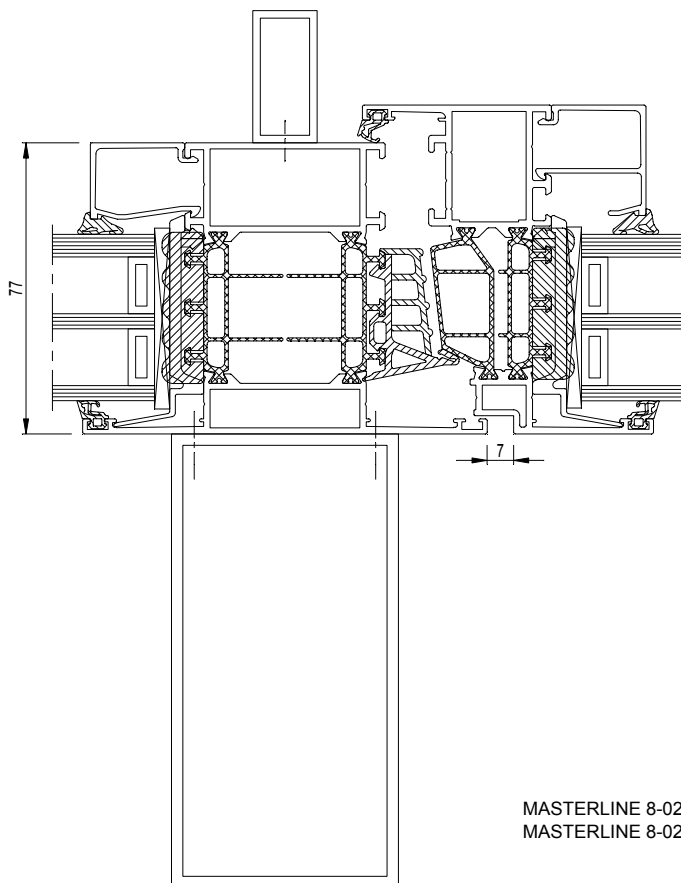
[23a] MASTERLINE 8-023006.dwg

030.3099.XX

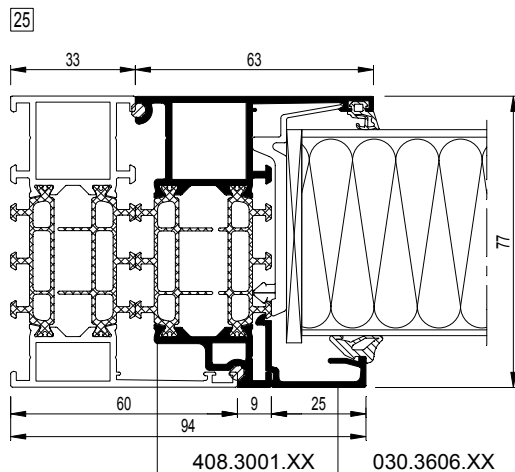
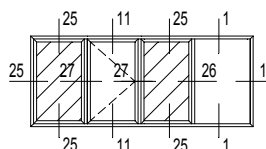
lx = 9.625 cm<sup>4</sup>



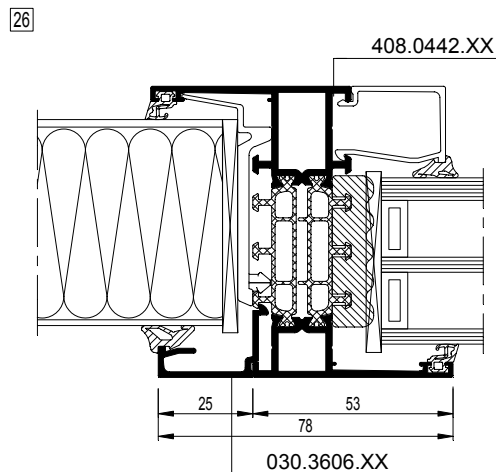
[23]



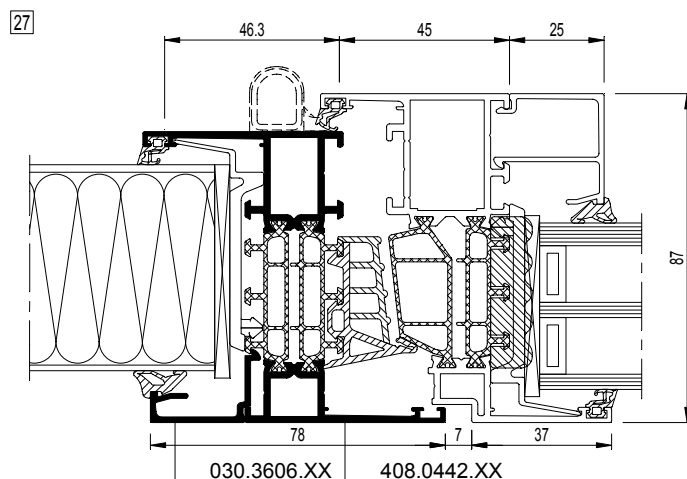
MASTERLINE 8-023010.dxf  
MASTERLINE 8-023010.dwg



MASTERLINE 8-025001.dwg



... .dwg

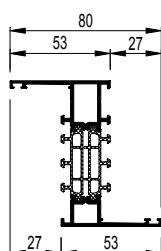


... .dwg



408.0442.XX

$I_x = 24.899 \text{ cm}^4$

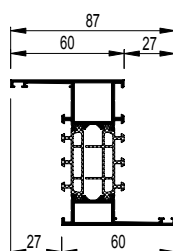


26 MASTERLINE 8-026001.dwg

27 MASTERLINE 8-027001.dwg

408.0443.XX

$I_x = 27.628 \text{ cm}^4$

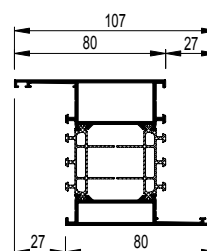


26 MASTERLINE 8-026002.dwg

27 MASTERLINE 8-027002.dwg

408.0444.XX

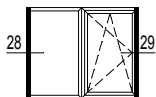
$I_x = 34.939 \text{ cm}^4$



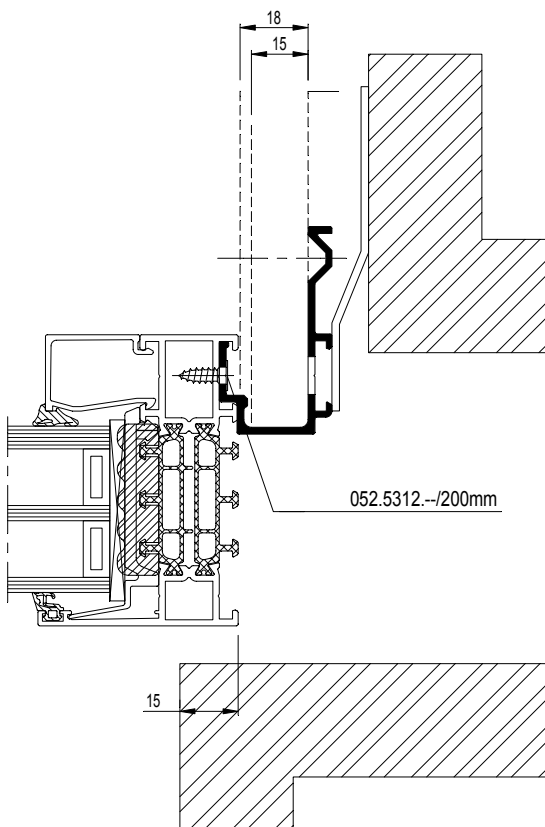
26 MASTERLINE 8-026003.dwg

27 MASTERLINE 8-027003.dwg





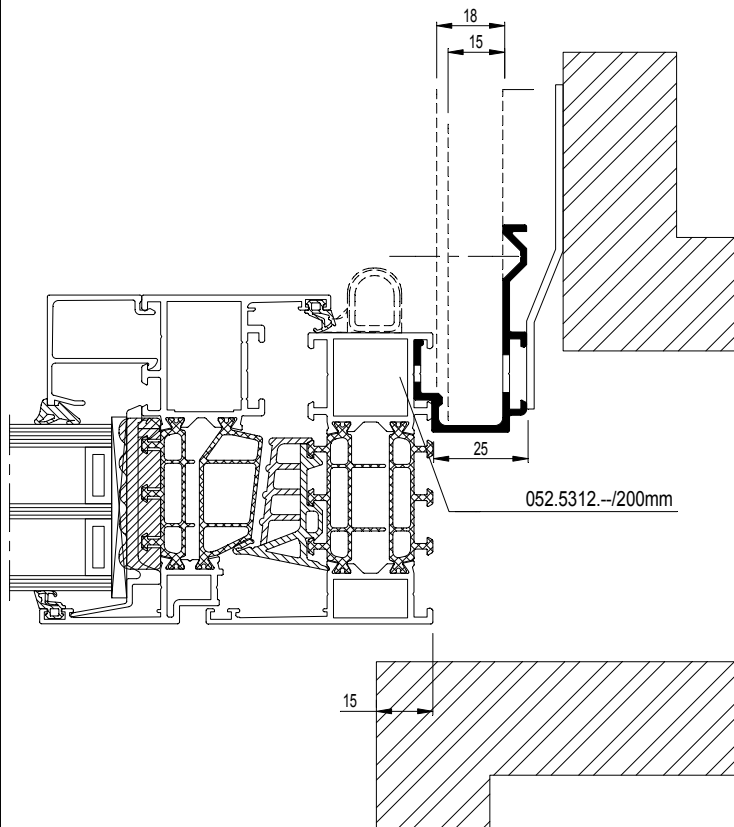
28



... .dwg



29

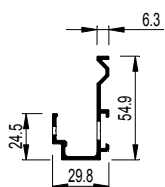


... .dwg



030.2140.XX

Ix = 6.246 cm<sup>4</sup>

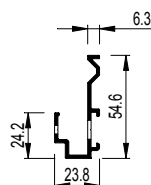


28 MASTERLINE 8-028001.dwg

29 MASTERLINE 8-029001.dwg

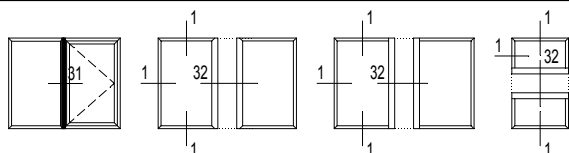
030.2141.XX

Ix = 5.613 cm<sup>4</sup>

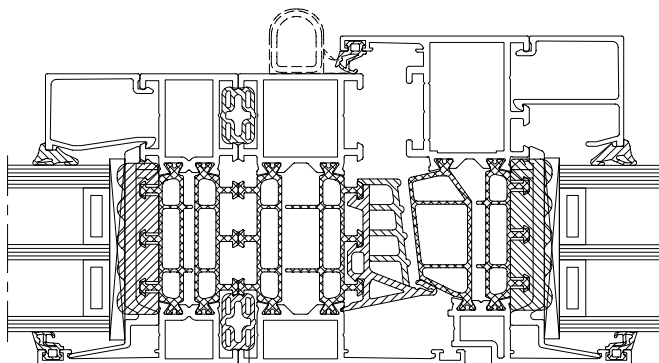


28 MASTERLINE 8-028002.dwg

29 MASTERLINE 8-029002.dwg



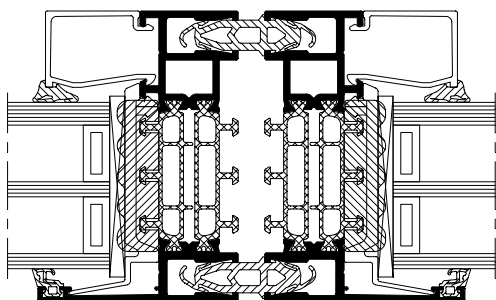
31



080.9264.04

MASTERLINE 8-031001.dwg

32



408.0880.XX

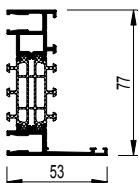


... .dxf  
... .dwg



408.0880.XX

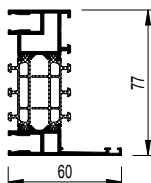
$I_x = 22.150 \text{ cm}^4$



31 MASTERLINE 8-032001.dwg

408.0882.XX

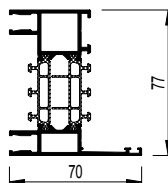
$I_x = 26.331 \text{ cm}^4$



31 MASTERLINE 8-032002.dwg

408.0885.XX

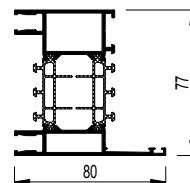
$I_x = 29.205 \text{ cm}^4$



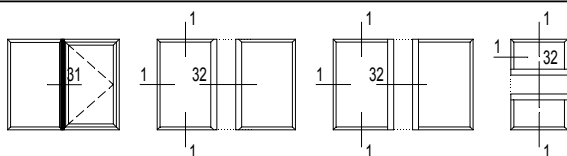
31 MASTERLINE 8-032003.dwg

408.0886.XX

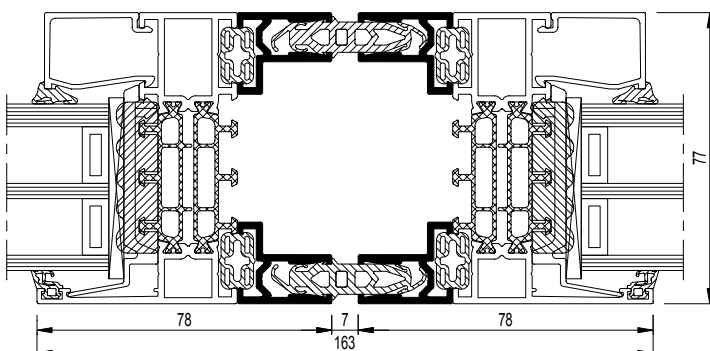
$I_x = 32.791 \text{ cm}^4$



31 MASTERLINE 8-032004.dwg



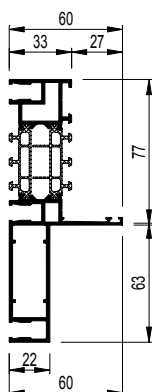
32



MASTERLINE 8-032010.dwg

408.0887.XX

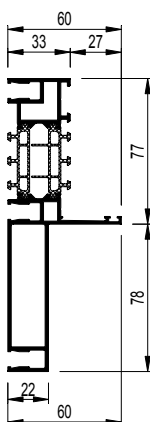
$I_x = 88.652 \text{ cm}^4$



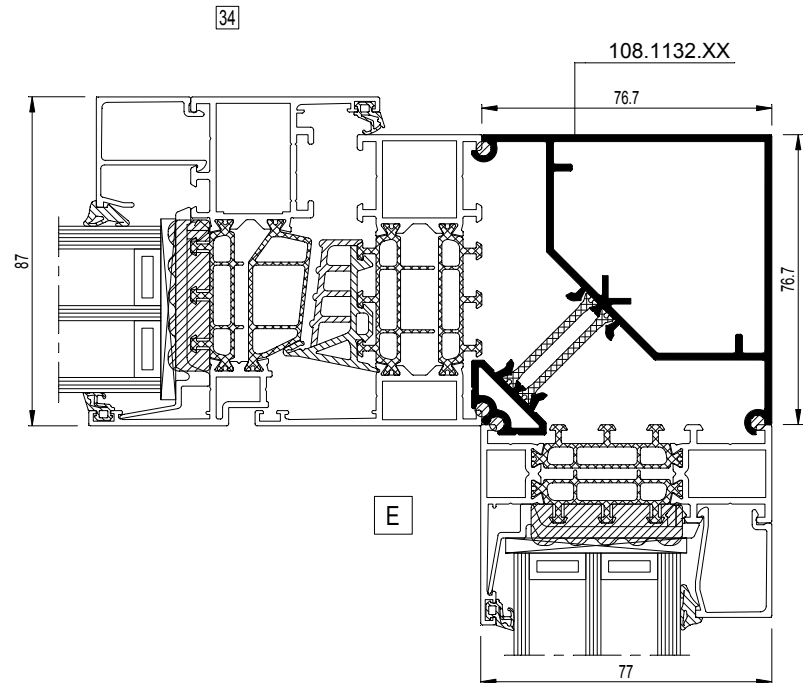
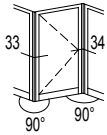
32 MASTERLINE 8-032005.dwg

408.0888.XX

$I_x = 115.698 \text{ cm}^4$

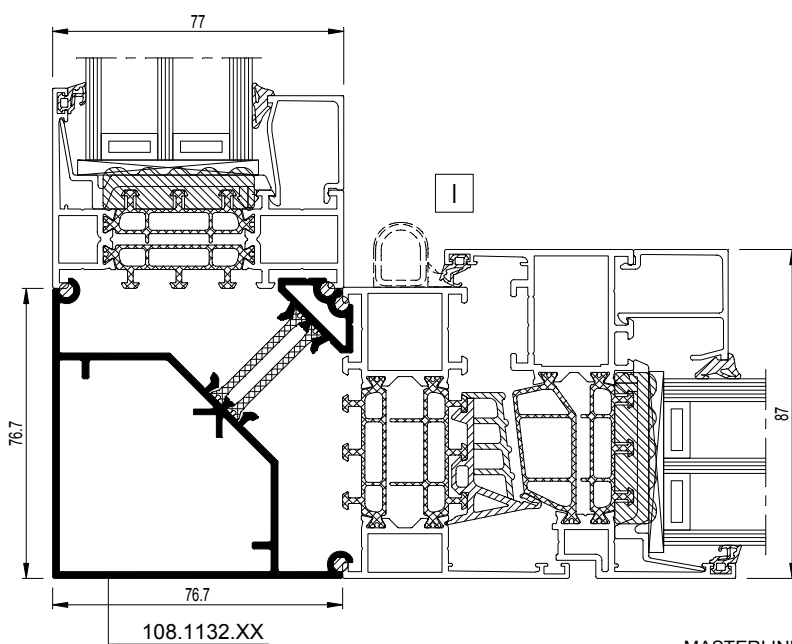


32 MASTERLINE 8-032006.dwg

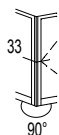


MASTERLINE 8-034001.dwg

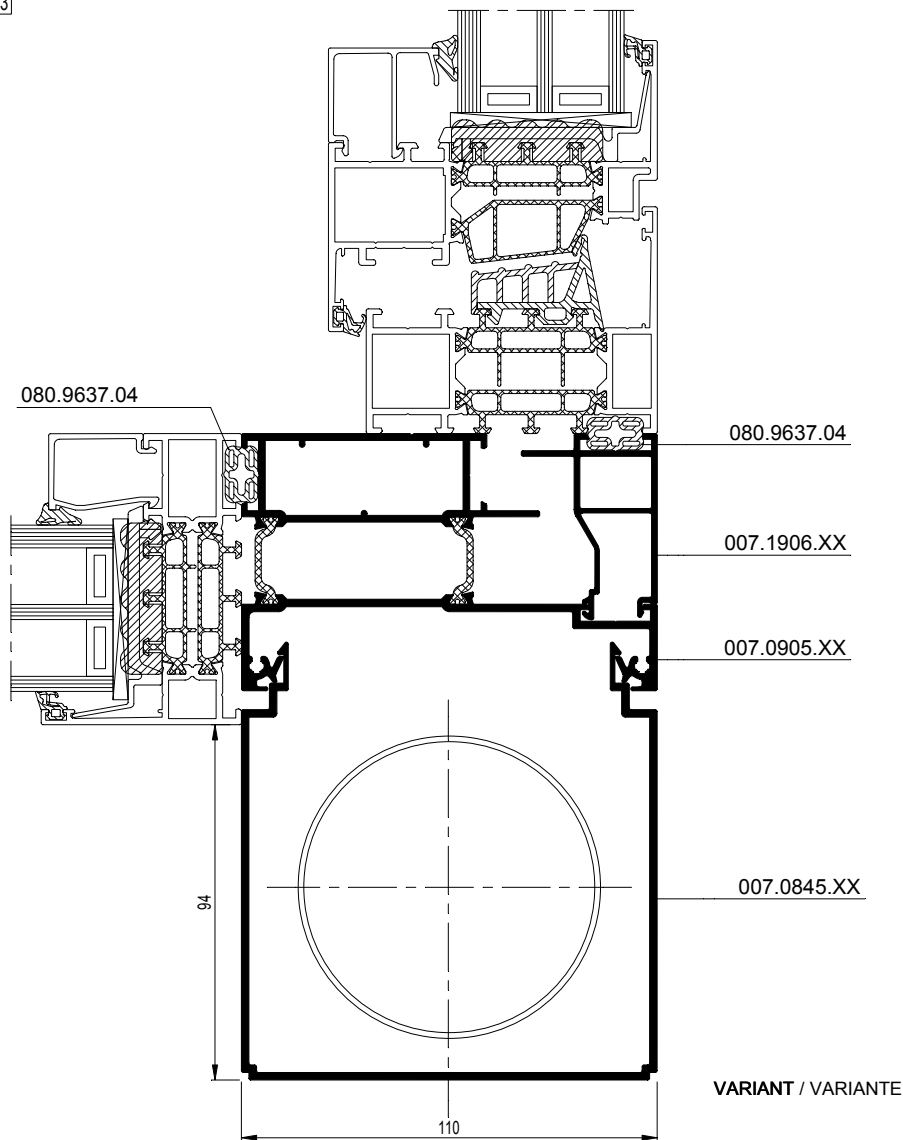
33



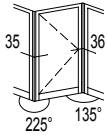
MASTERLINE 8-033001.dwg



33



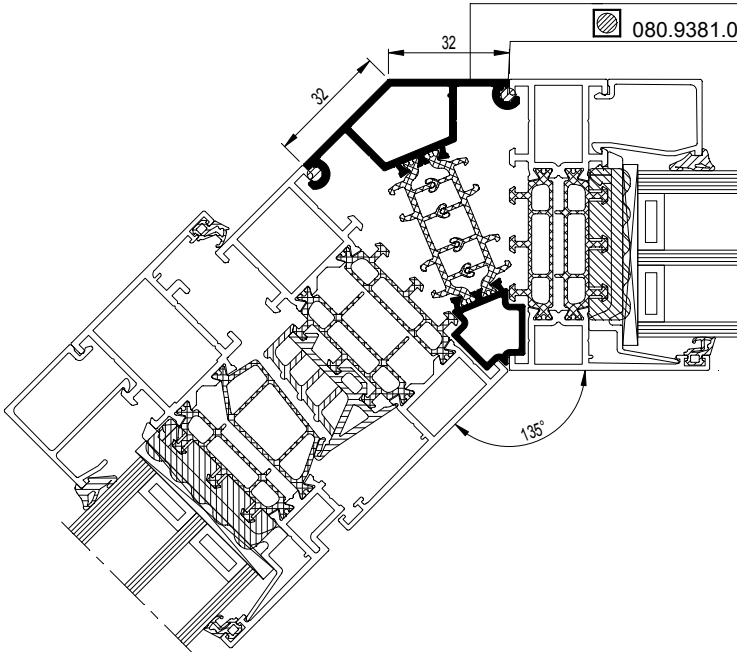
MASTERLINE 8-033002.dwg



36

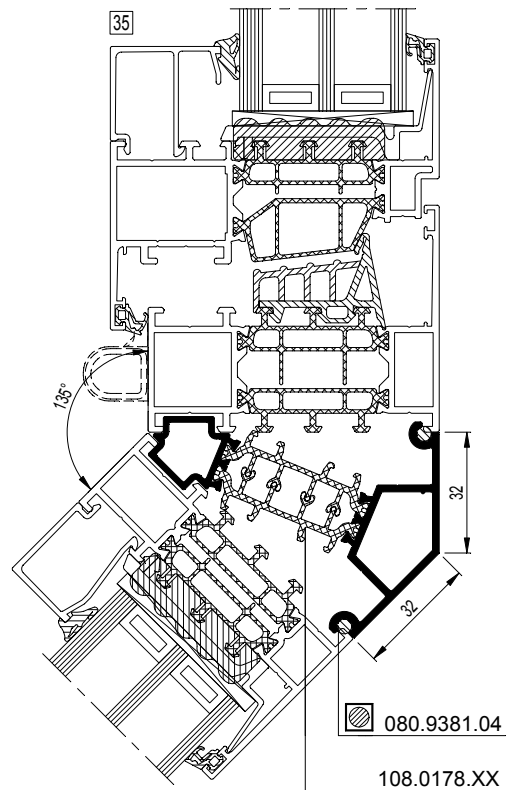
108.0178.XX

080.9381.04

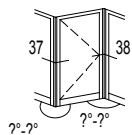


MASTERLINE 8-036001.dwg

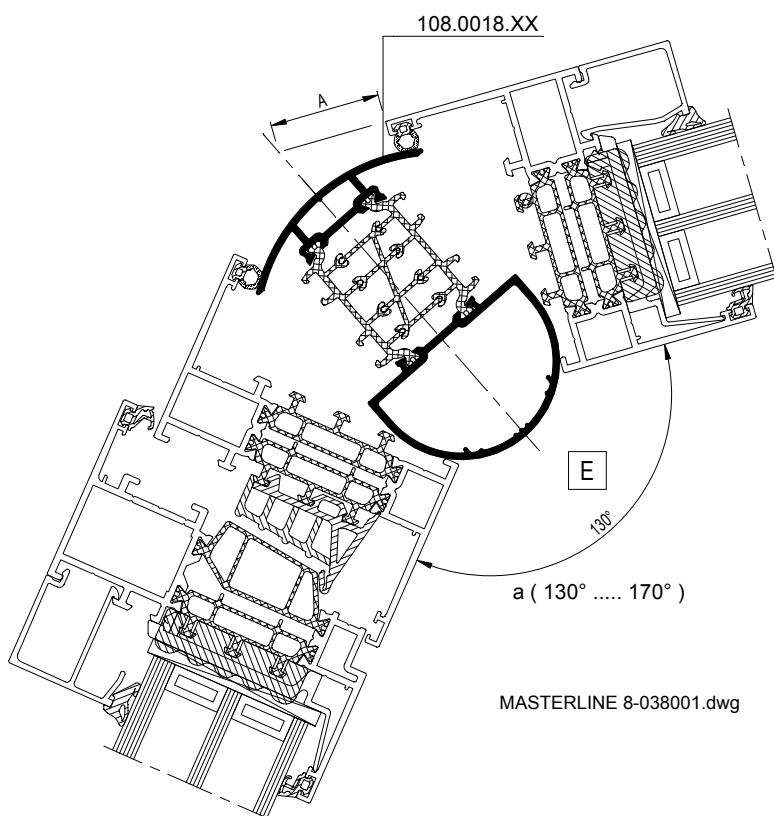
35



MASTERLINE 8-035001.dwg



38



MASTERLINE 8-038001.dwg

37

a ( 130° ..... 170° )

I

108.0018.XX

MASTERLINE 8-037001.dwg

a	A
130	31
140	25.5
150	19
160	12.5
170	7

# MASTERLINE 8

SYSTEEMOVERZICHT  
APERCU DU SYSTEME  
SYSTEM OVERVIEW DOORS  
SYSTEMUEBERSICHT





## MASTERLINE 8 (DEUREN) MASTERLINE 8 (PORTES)

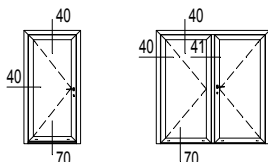
## MASTERLINE 8 (DOORS) MASTERLINE 8 (TUEREN)



### 5 RAAMDEUR NAAR BINNENDRAAIEND PORTE-FENETRE OUVRANT VERS L'INTERIEUR

### WINDOW-DOOR INWARD OPENING FENSTERTUER NACH INNEN ÖFFNEND

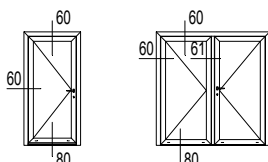
NAAR BINNEN DRAAIENDE DEUREN MET VLEUGEL RONDOM GEPERST  
PORTES OUVRANT VERS L'EXTERIEUR AVEC OUVRANT SERTI TOUT AUTOUR  
OUTWARD OPENING DOORS WITH VENT CRIMPED ALL ROUND  
NACH AUSSEN OEFFNENDE TUEREN MIT RUNDHERUM GEPRESSTEM FLUEGEL



### 6 RAAMDEUR NAAR BUITENDRAAIEND PORTE-FENETRE A LA FRANCAISE VERS L'EXT.

### WINDOW-DOOR OUTWARD OPENING FENSTERTUER NACH AUSSEN ÖFFNEND

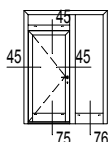
NAAR BUITEN DRAAIENDE DEUREN MET VLEUGEL RONDOM GEPERST  
PORTES OUVRANT VERS L'EXTERIEUR AVEC OUVRANT SERTI TOUT AUTOUR  
OUTWARD OPENING DOORS WITH VENT CRIMPED ALL ROUND  
NACH AUSSEN OEFFNENDE TUEREN MIT RUNDHERUM GEPRESSTEM FLUEGEL



### 7 DEUR NAAR BINNENDRAAIEND PORTE OUVRANT VERS L'INTERIEUR

### DOOR INWARD OPENING TUER NACH INNEN OEFFNEND

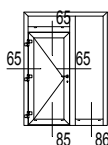
SAMENGESTELDE DEUR BINNENDRAAIEND 'BORSTELAFSLUITING'  
PORTE COMPOSEE OUVRANT VERS L'INTERIEUR 'JOINT-BROSSE'  
COMBINED DOOR INWARD OPENING 'BRUSH'  
KOMBINIERTE TUER NACH INN. OEFFNEND 'BUERSTENDICHTUNG'

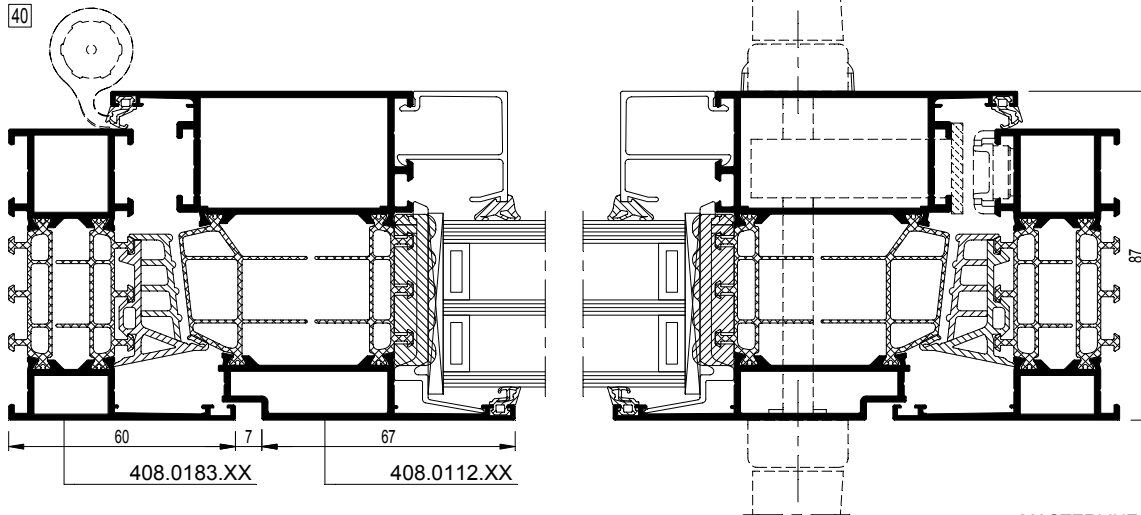
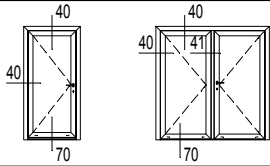


### 8 DEUR NAAR BUITENDRAAIEND PORTE OUVRANT VERS L'EXTERIEUR

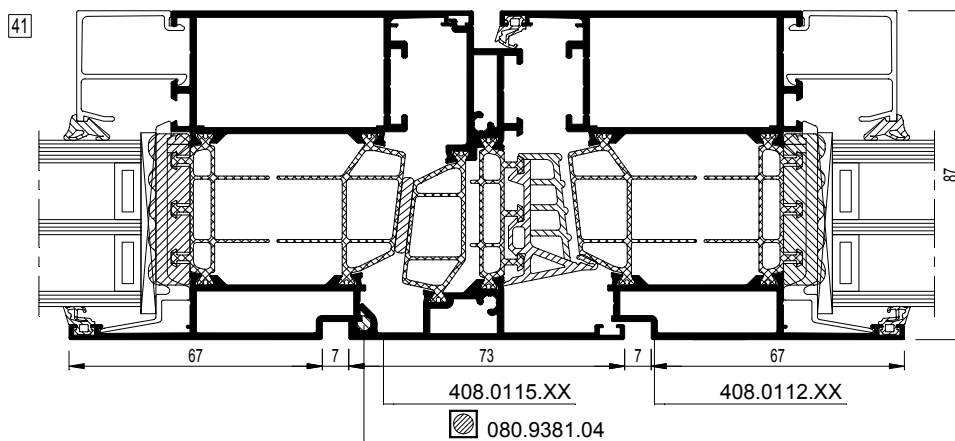
### DOOR OUTWARD OPENING TUER NACH AUSSEN OEFFNEND

SAMENGESTELDE DEUR BUITENDRAAIEND 'BORSTELAFSLUITING'  
PORTE COMPOSEE OUVRANT VERS L'EXTERIEUR 'JOINT-BROSSE'  
COMBINED DOOR OUTWARD OPENING 'BRUSH'  
KOMBINIERTE TUER NACH AUSS. OEFFNEND 'BUERSTENDICHTUNG'

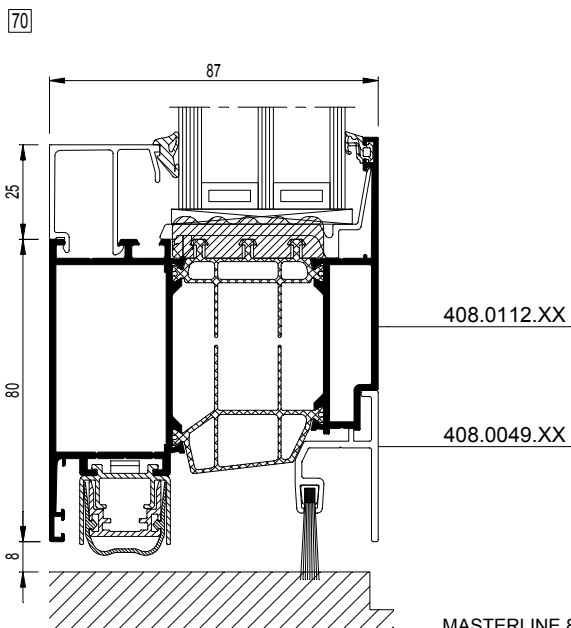




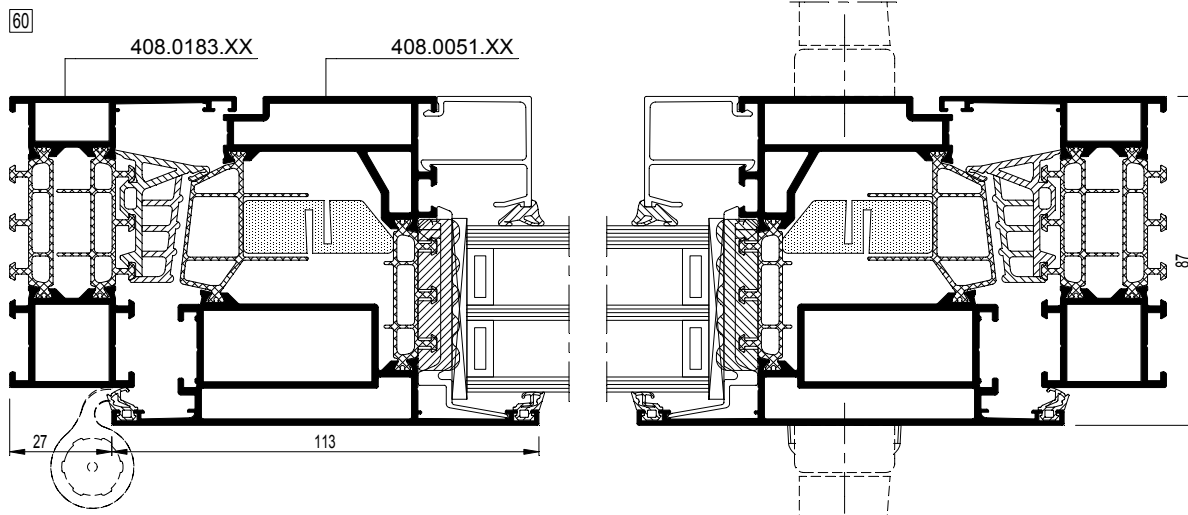
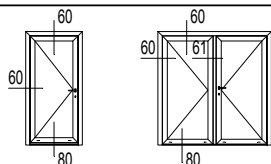
MASTERLINE 8-040001.dwg



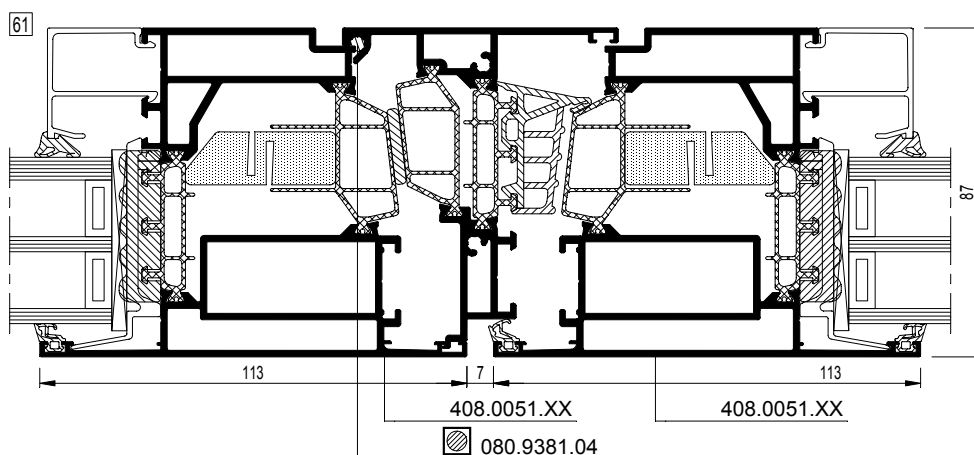
MASTERLINE 8-041001.dwg



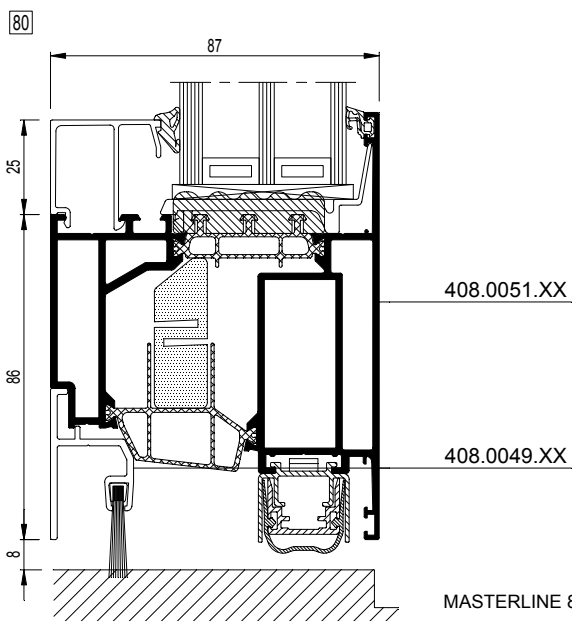
MASTERLINE 8-070001.dwg



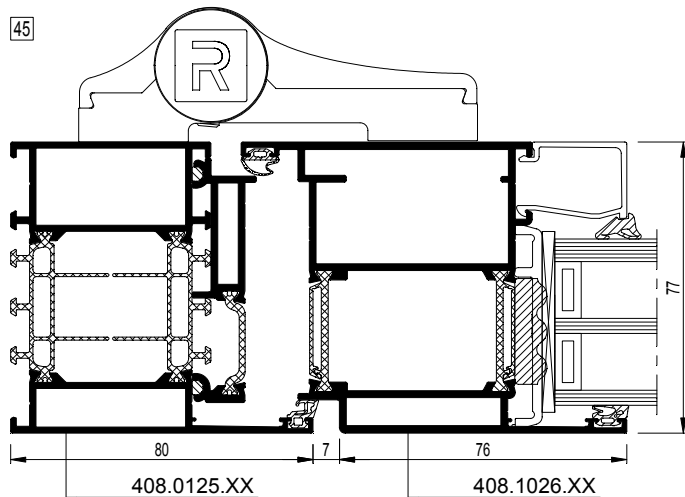
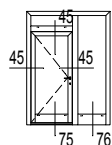
MASTERLINE 8-060001.dwg



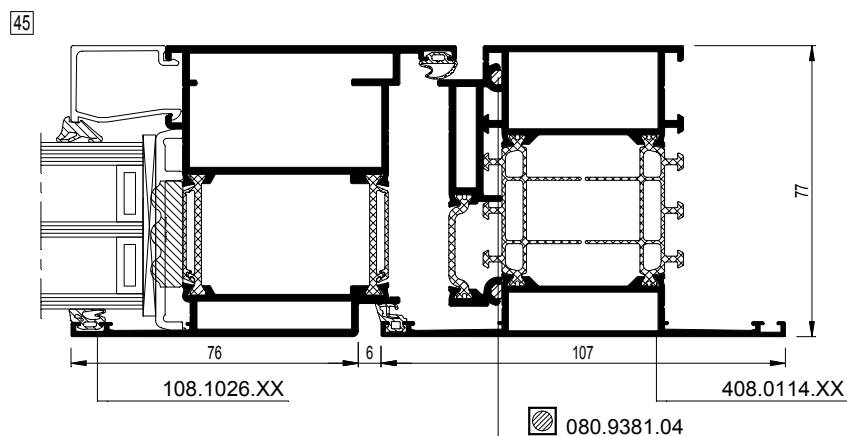
MASTERLINE 8-061001.dwg



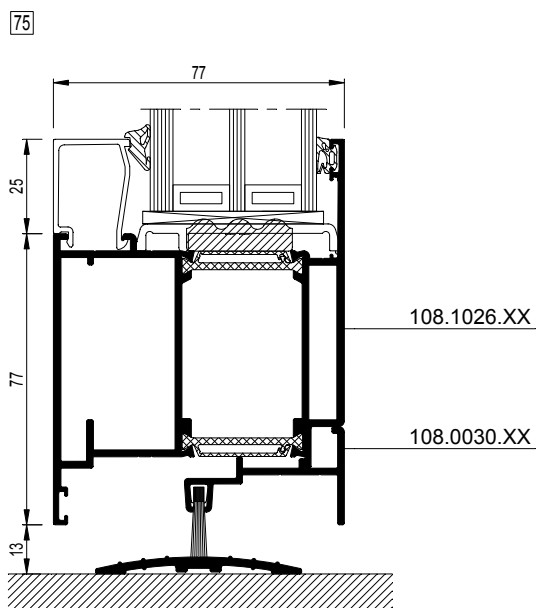
MASTERLINE 8-080001.dwg



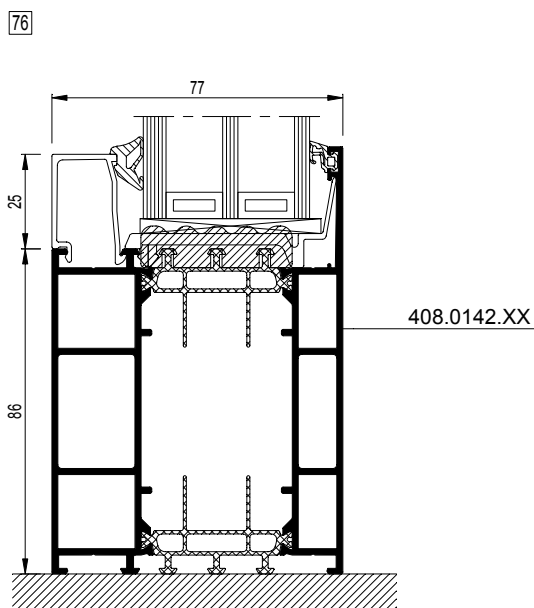
MASTERLINE 8-045001.dwg



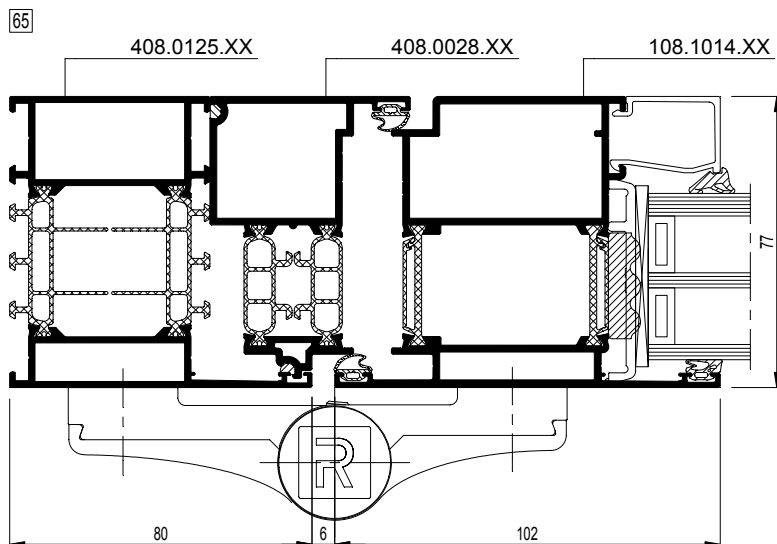
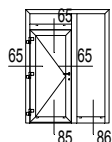
MASTERLINE 8-045002.dwg



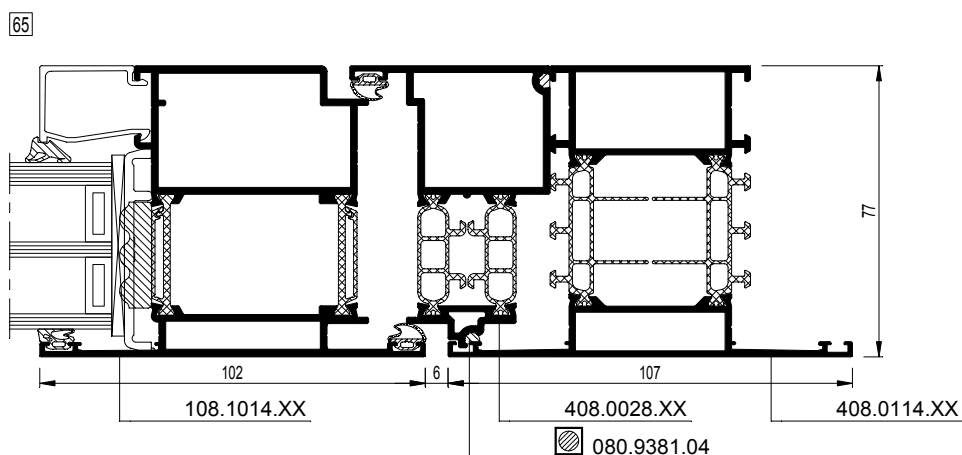
MASTERLINE 8-075001.dwg



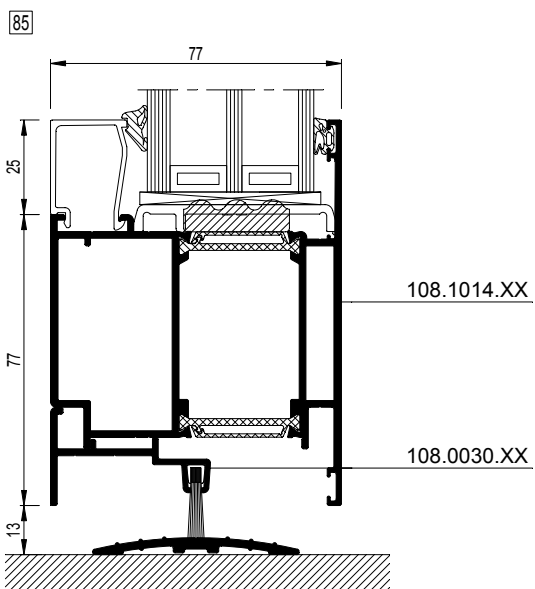
MASTERLINE 8-076001.dwg



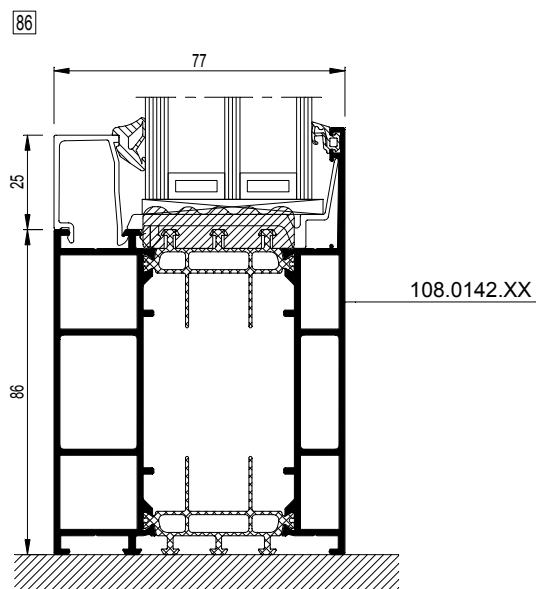
MASTERLINE 8-065001.dwg



MASTERLINE 8-065002.dwg



MASTERLINE 8-085001.dwg



MASTERLINE 8-086001.dwg

# MASTERLINE 8

SAMENGESTELDE DEUR NAAR BUITENDRAAIEND  
PORTE COMPOSEE OUVRANT VERS L'EXTERIEUR  
COMBINED DOOR OUTWARD OPENING  
KOMBINIERTE TUER NACH AUSSEN OEFFNEND



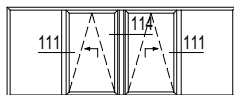
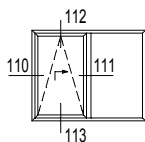
MASTERLINE 8 (FRONT SLIDE)  
MASTERLINE 8 (FRONT SLIDE)

MASTERLINE 8 (FRONT SLIDE)  
MASTERLINE 8 (FRONT SLIDE)



**1 VASTE / OPENGAANDE ELEMENTEN  
ELEMENTS FIXES / OUVRANTS**

**FIXED / OPENING ELEMENTS  
FESTE ELEMENTE / OFFNENDE**

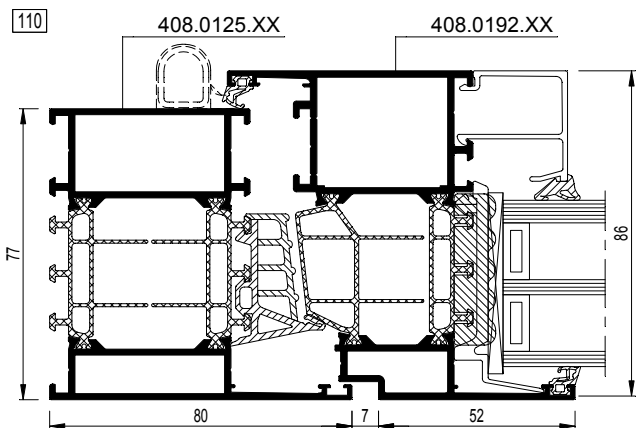
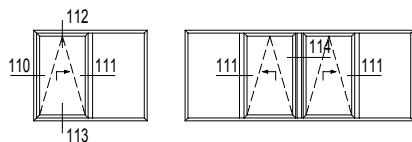


# MASTERLINE 8

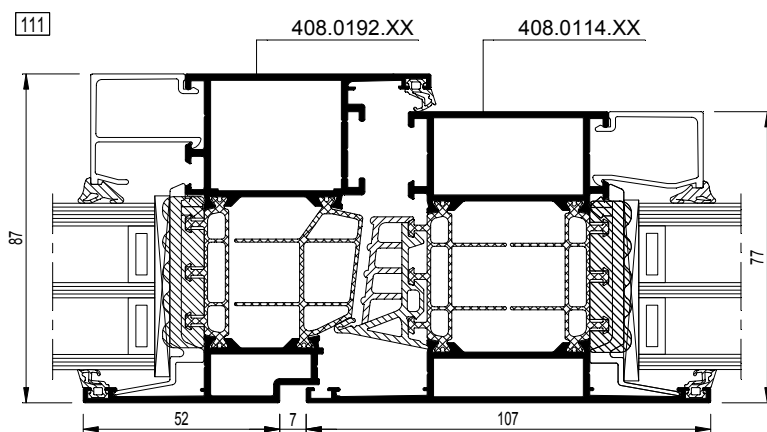
VASTE / OPENGAANDE ELEMENTEN  
ELEMENTS FIXES / OUVRANTS  
FIXED / OPENING ELEMENTS  
FESTE / OEFFNENDE ELEMENTE



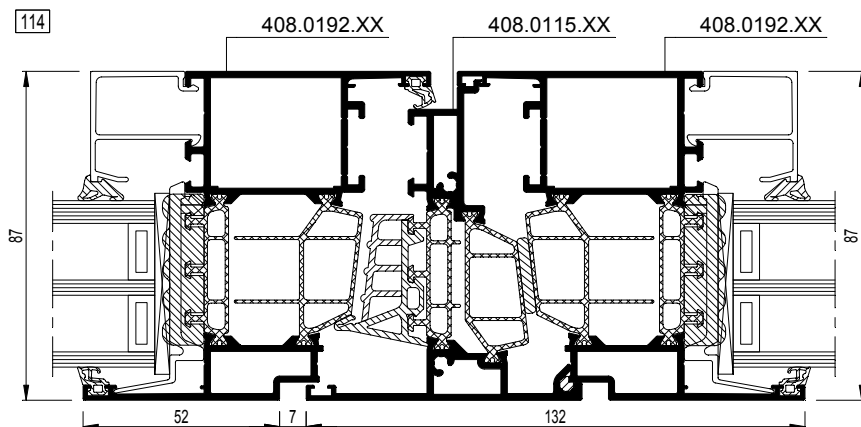




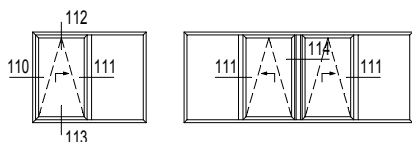
MASTERLINE 8-110001.dwg



MASTERLINE 8-111001.dwg

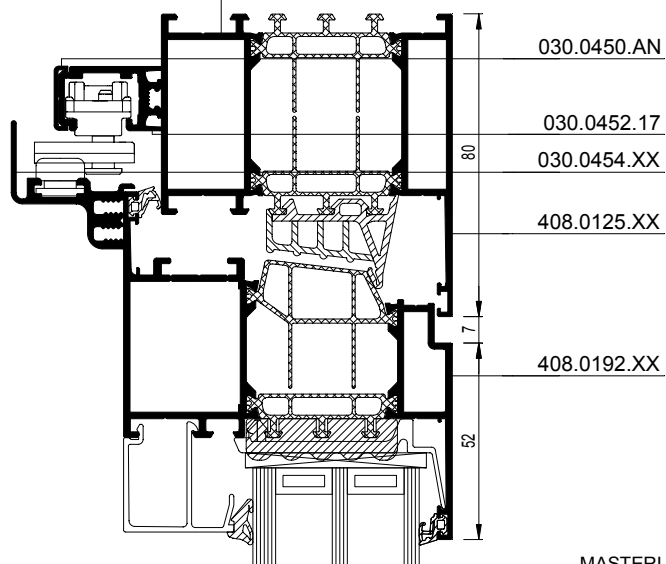


MASTERLINE 8-114001.dwg



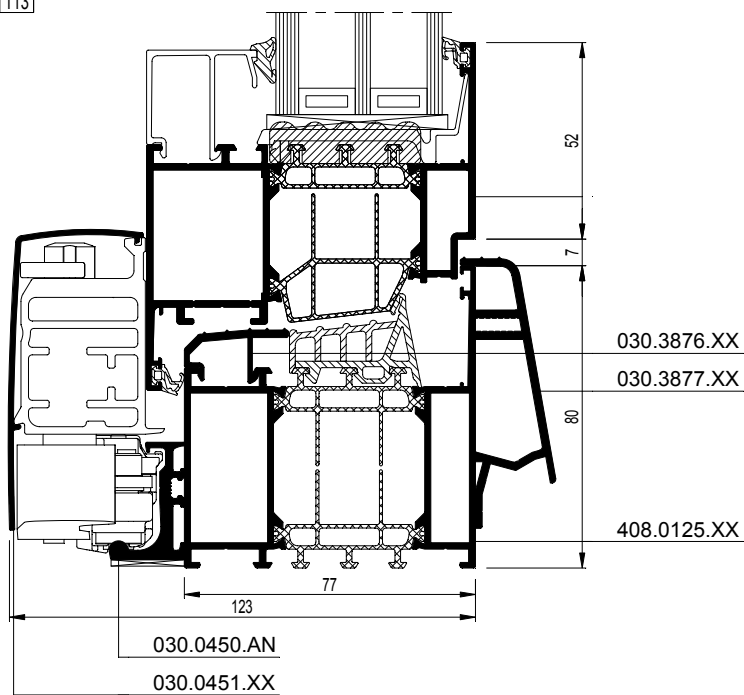
112

408.0125.XX



MASTERLINE 8-112001.dwg

113



MASTERLINE 8-113001.dwg

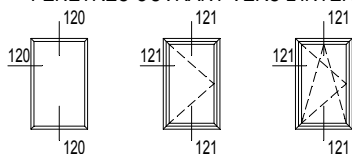
## MASTERLINE 8 RENAISSANCE MASTERLINE 8 RENAISSANCE

## MASTERLINE 8 RENAISSANCE MASTERLINE 8 RENAISSANCE



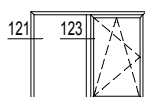
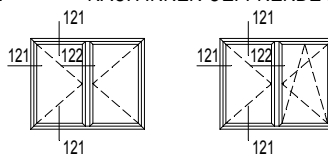
### 1 VASTE / OPENGAANDE ELEMENTEN ELEMENTS FIXES / OUVRANTS

NAAR BINNEN OPENGAANDE RAMEN  
FENETRES OUVRANT VERS L'INTERIEUR



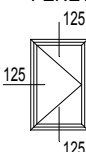
### FIXED / OPENING ELEMENTS FESTE / OEFFNENDE ELEMENTE

INWARD OPENING WINDOWS  
NACH INNEN OEFFNENDE FENSTER



### 2 VASTE / OPENGAANDE ELEMENTEN ELEMENTS FIXES / OUVRANTS

NAAR BUITEN OPENGAANDE RAMEN  
FENETRE OUVRANT VERS L'EXTERIEUR

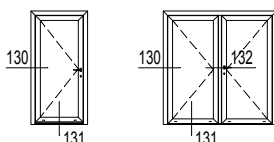


### FIXED / OPENING ELEMENTS FESTE / OEFFNENDE ELEMENTE

OUTWARD OPENING WINDOWS  
NACH AUSSEN OEFFNENDE FENSTER

### 5 RAAMDEUR NAAR BINNENDRAAIEND PORTE-FENETRE OUVRANT VERS L'INTERIEUR

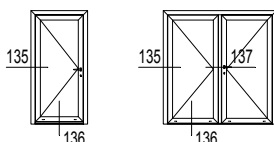
NAAR BINNEN DRAAIENDE DEUREN MET VLEUGEL RONDON GEPERST  
PORTES OUVRANT VERS L'EXTERIEUR AVEC OUVRANT SERTI TOUT AROUND  
OUTWARD OPENING DOORS WITH VENT CRIMPED ALL ROUND  
NACH AUSSEN OEFFNENDE TUEREN MIT RUNDHERUM GEPRESSTEM FLUEGEL



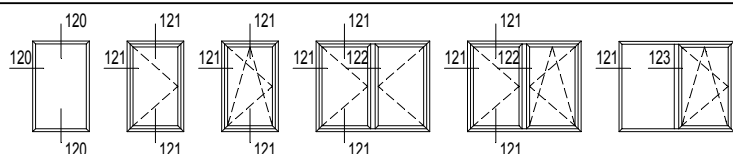
### WINDOW-DOOR INWARD OPENING FENSTERTUER NACH INNEN OEFFNEND

### 6 RAAMDEUR NAAR BUITENDRAAIEND PORTE-FENETRE A LA FRANCAISE VERS L'EXT.

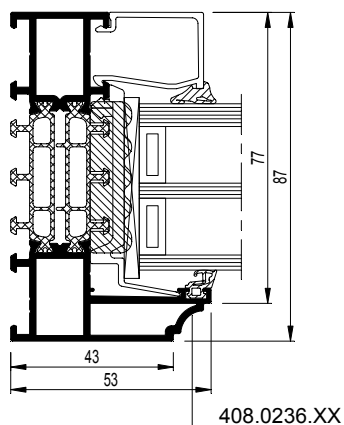
NAAR BUITEN DRAAIENDE DEUREN MET VLEUGEL RONDON GEPERST  
PORTES OUVRANT VERS L'EXTERIEUR AVEC OUVRANT SERTI TOUT AROUND  
OUTWARD OPENING DOORS WITH VENT CRIMPED ALL ROUND  
NACH AUSSEN OEFFNENDE TUEREN MIT RUNDHERUM GEPRESSTEM FLUEGEL



### WINDOW-DOOR OUTWARD OPENING FENSTERTUER NACH AUSSEN OEFFNEND



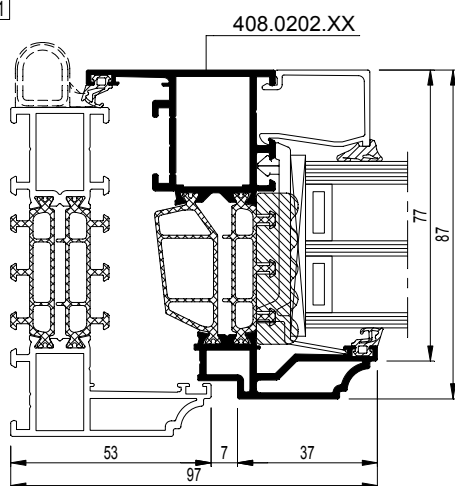
120



... .dwg



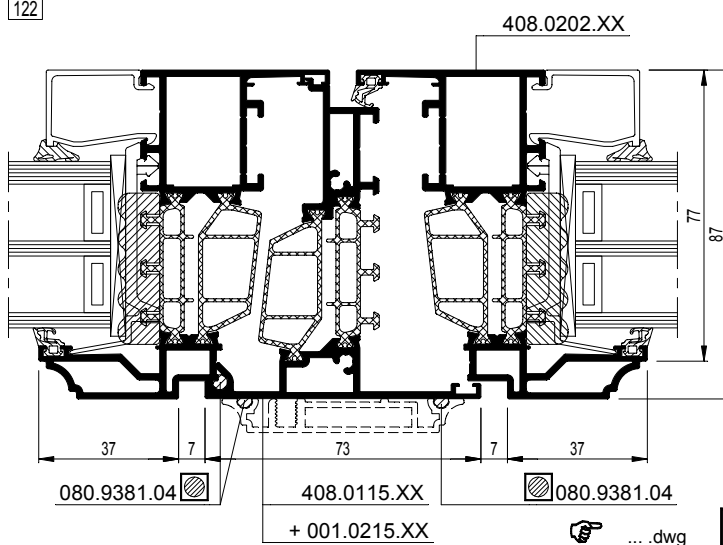
121



... .dwg



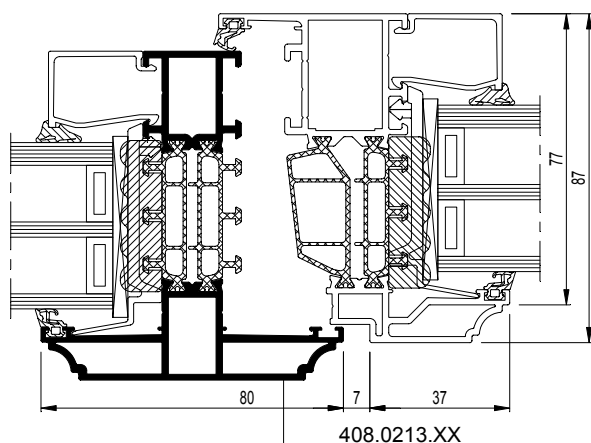
122



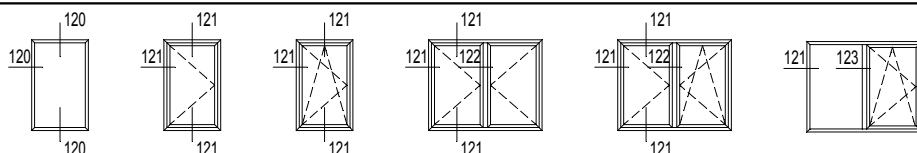
... .dwg



123

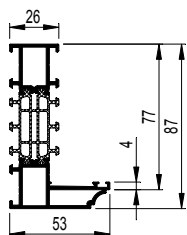


MASTERLINE 8-123001.dwg



408.0236.XX

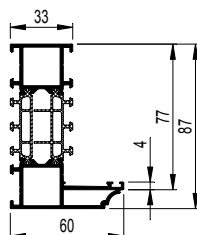
$I_x = 29.638 \text{ cm}^4$



120 MASTERLINE 8-120001.dwg

408.0283.XX

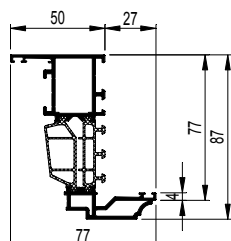
$I_x = 32.967 \text{ cm}^4$



120 MASTERLINE 8-120002.dwg

408.0202.XX

$I_x = 35.093 \text{ cm}^4$

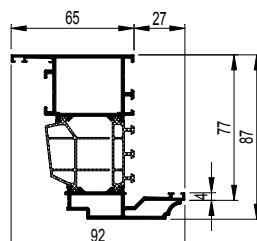


121 MASTERLINE 8-121001.dwg

122 MASTERLINE 8-122001.dwg

408.0292.XX

$I_x = 42.465 \text{ cm}^4$

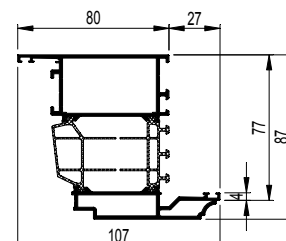


121 MASTERLINE 8-121002.dwg

122 MASTERLINE 8-122002.dwg

408.0212.XX

$I_x = 49.625 \text{ cm}^4$

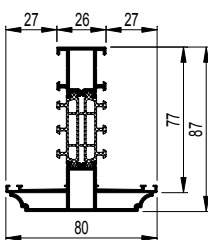


121 MASTERLINE 8-121003.dwg

122 MASTERLINE 8-122003.dwg

408.0213.XX

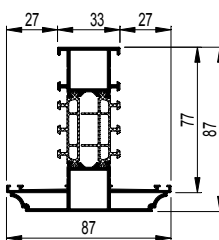
$I_x = 33.996 \text{ cm}^4$



123 MASTERLINE 8-123001.dwg

408.0220.XX

$I_x = 37.649 \text{ cm}^4$

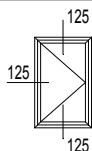


123 MASTERLINE 8-123002.dwg

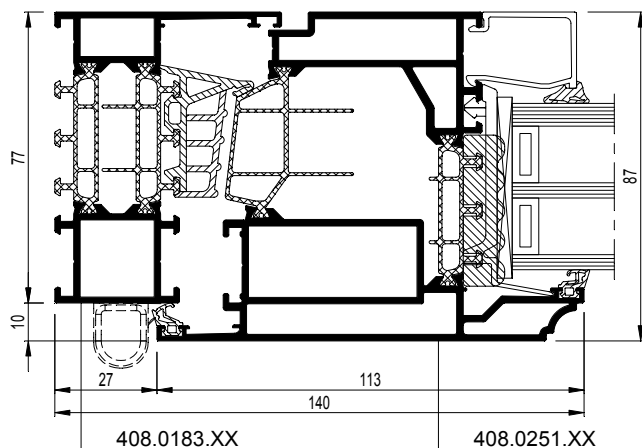
# MASTERLINE 8

NAAR BUITEN OPENGAANDE RAMEN  
FENETRE OUVRANT VERS L'EXTERIEUR  
OUTWARD OPENING WINDOWS  
NACH AUSSEN OEFFNENDE FENSTER



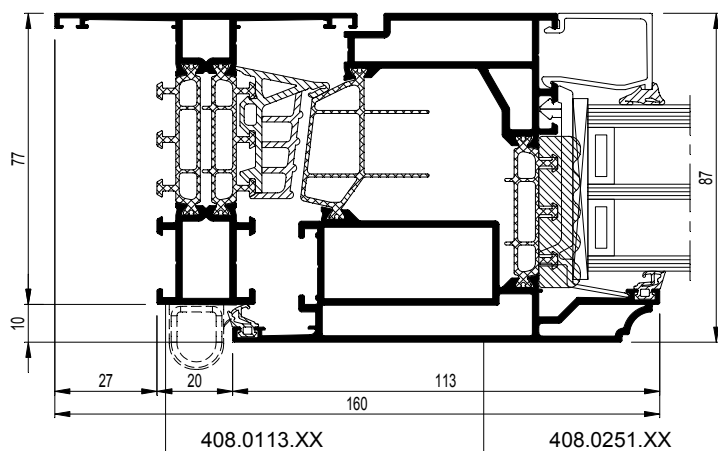


125

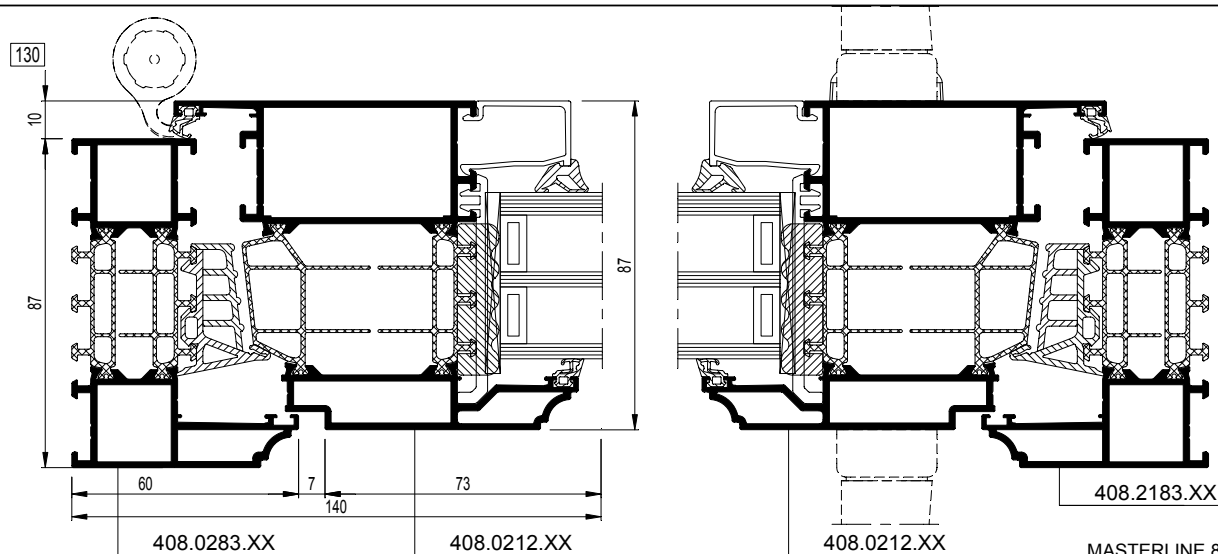
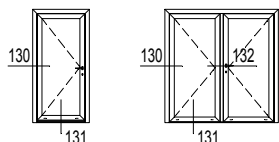


MASTERLINE 8-125001.dwg

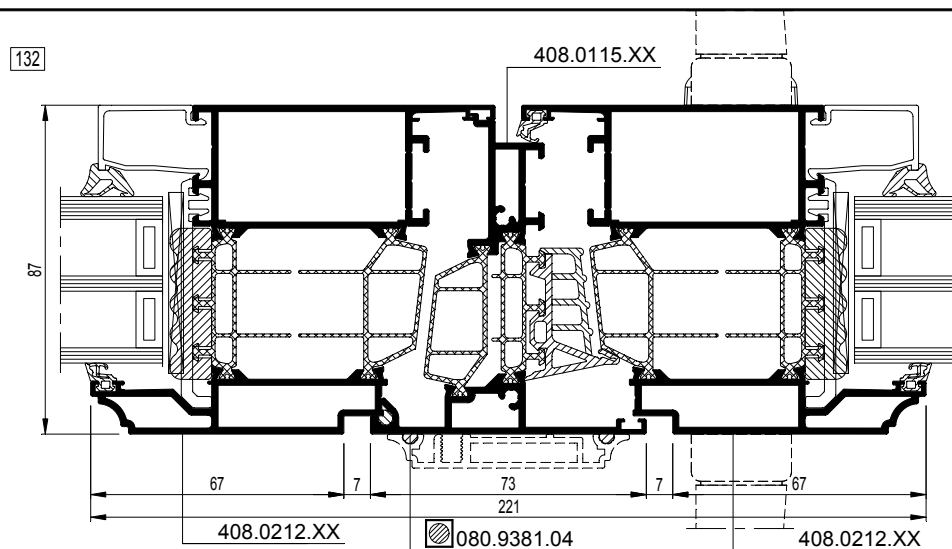
125



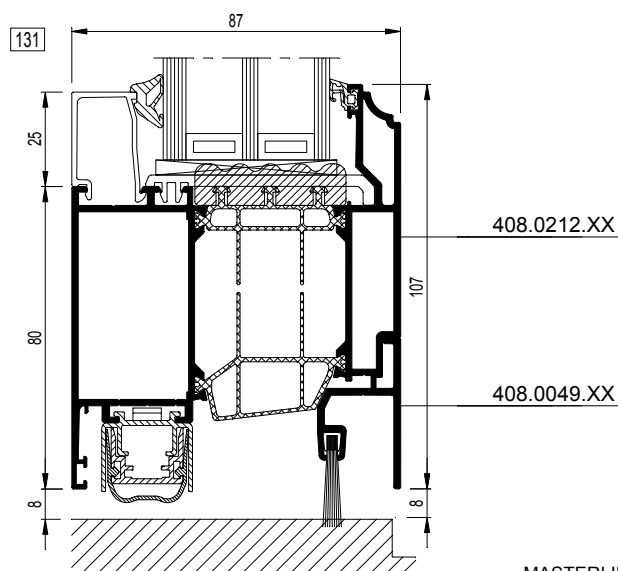
MASTERLINE 8-125002.dwg



MASTERLINE 8-130001.dwg

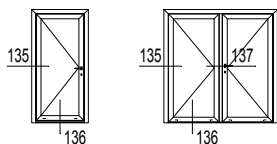


MASTERLINE 8-132001.dwg

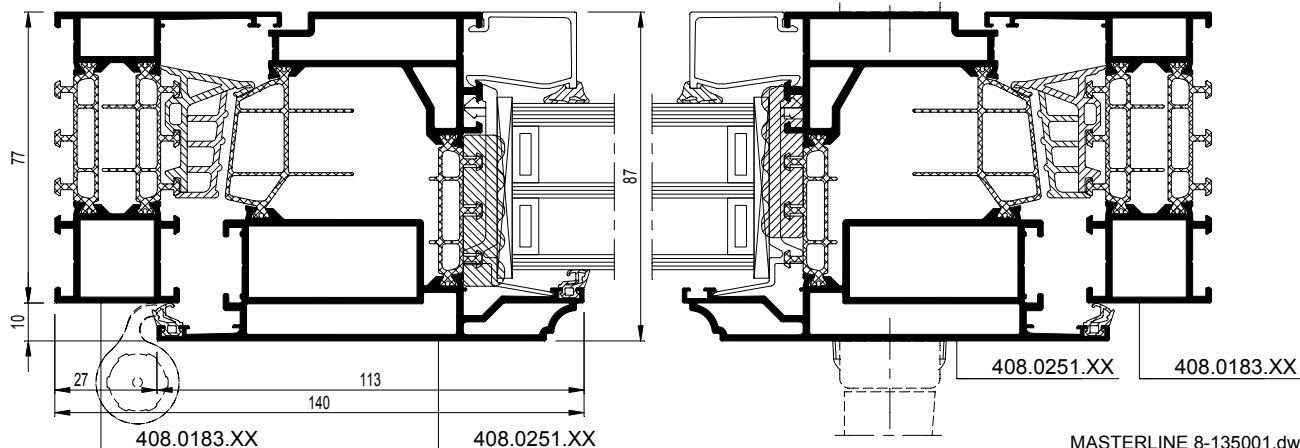


MASTERLINE 8-131001.dwg



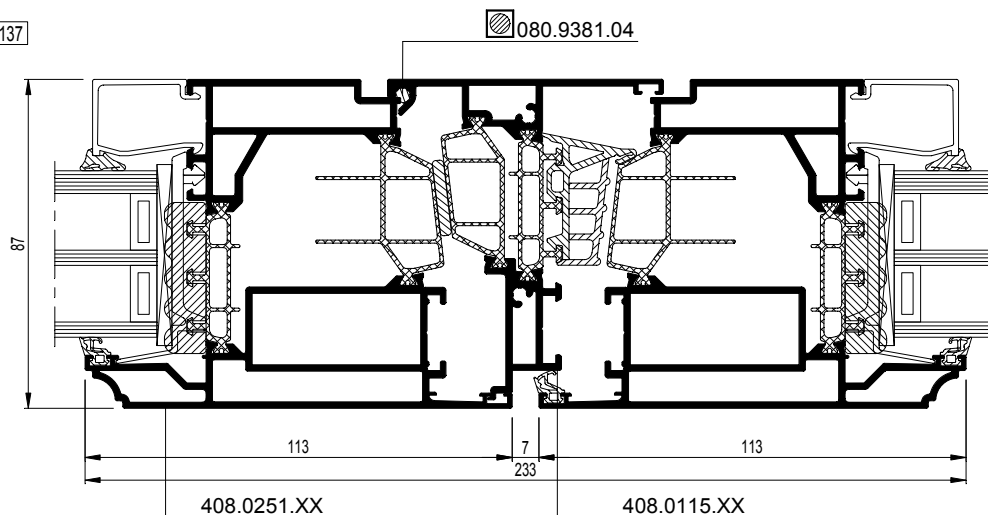


135



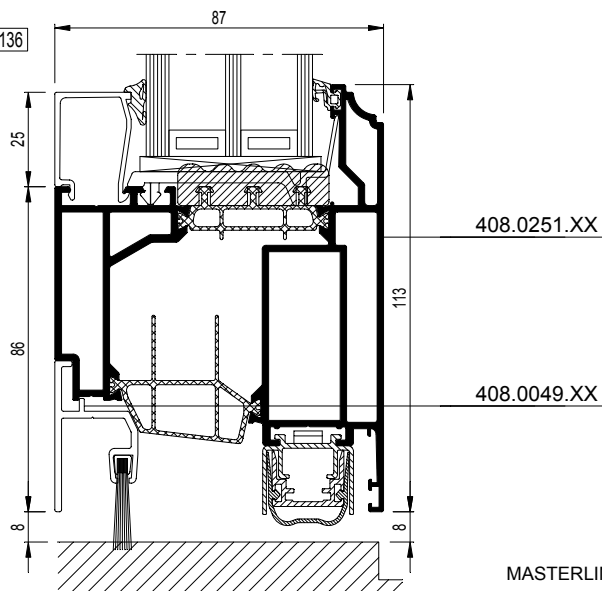
MASTERLINE 8-135001.dwg

137



MASTERLINE 8-137001.dwg

136



MASTERLINE 8-136001.dwg

# MASTERLINE 8

SYSTEEMOVERZICHT  
APERCU DU SYSTEME  
SYSTEM OVERVIEW DOORS  
SYSTEMUEBERSICHT



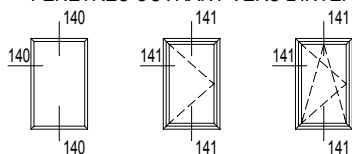
MASTERLINE 8 DECO  
MASTERLINE 8 DECO

MASTERLINE 8 DECO  
MASTERLINE 8 DECO



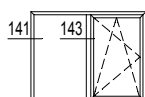
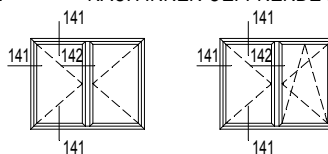
## 1 VASTE / OPENGAANDE ELEMENTEN ELEMENTS FIXES / OUVRANTS

NAAR BINNEN OPENGAANDE RAMEN  
FENETRES OUVRANT VERS L'INTERIEUR



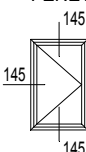
## FIXED / OPENING ELEMENTS FESTE / OEFFNENDE ELEMENTE

INWARD OPENING WINDOWS  
NACH INNEN OEFFNENDE FENSTER



## 2 VASTE / OPENGAANDE ELEMENTEN ELEMENTS FIXES / OUVRANTS

NAAR BUITEN OPENGAANDE RAMEN  
FENETRE OUVRANT VERS L'EXTERIEUR

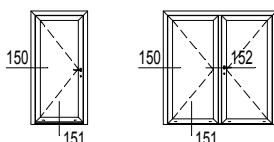


## FIXED / OPENING ELEMENTS FESTE / OEFFNENDE ELEMENTE

OUTWARD OPENING WINDOWS  
NACH AUSSEN OEFFNENDE FENSTER

## 5 RAAMDEUR NAAR BINNENDRAAIEND PORTE-FENETRE OUVRANT VERS L'INTERIEUR

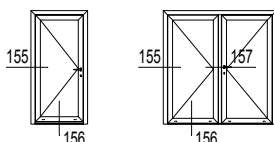
NAAR BINNEN DRAAIENDE DEUREN MET VLEUGEL RONDON GEPERST  
PORTES OUVRANT VERS L'EXTERIEUR AVEC OUVRANT SERTI TOUT AROUND  
OUTWARD OPENING DOORS WITH VENT CRIMPED ALL ROUND  
NACH AUSSEN OEFFNENDE TUEREN MIT RUNDHERUM GEPRESSTEM FLUEGEL



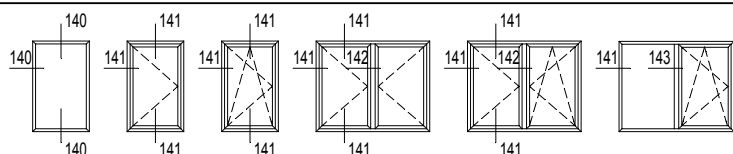
## WINDOW-DOOR INWARD OPENING FENSTERTUER NACH INNEN OEFFNEND

## 6 RAAMDEUR NAAR BUITENDRAAIEND PORTE-FENETRE A LA FRANCAISE VERS L'EXT.

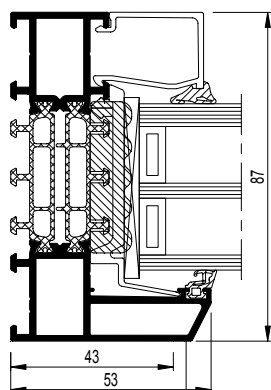
NAAR BUITEN DRAAIENDE DEUREN MET VLEUGEL RONDON GEPERST  
PORTES OUVRANT VERS L'EXTERIEUR AVEC OUVRANT SERTI TOUT AROUND  
OUTWARD OPENING DOORS WITH VENT CRIMPED ALL ROUND  
NACH AUSSEN OEFFNENDE TUEREN MIT RUNDHERUM GEPRESSTEM FLUEGEL



## WINDOW-DOOR OUTWARD OPENING FENSTERTUER NACH AUSSEN OEFFNEND



140



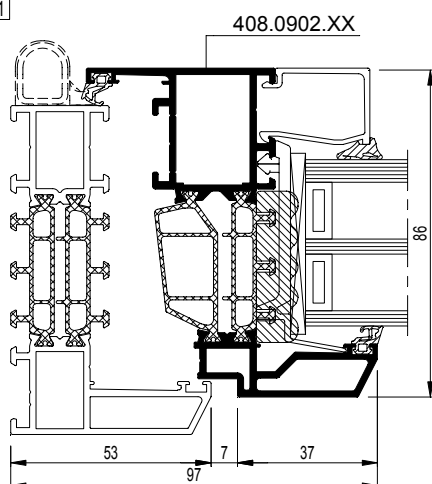
408.0936.XX



... .dwg



141



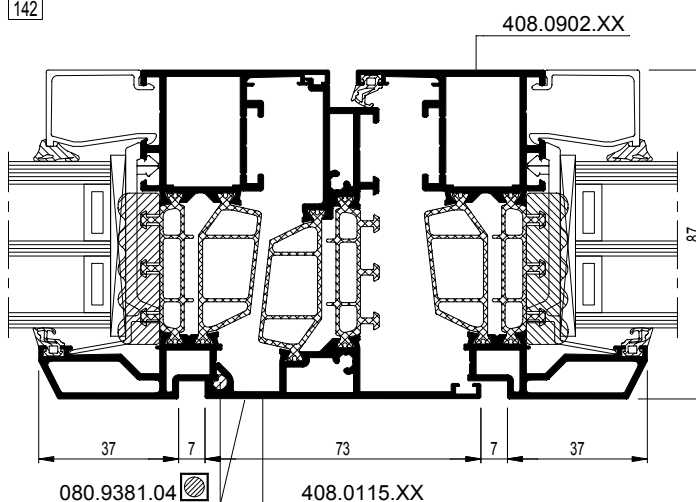
408.0902.XX



... .dwg



142



408.0902.XX

080.9381.04

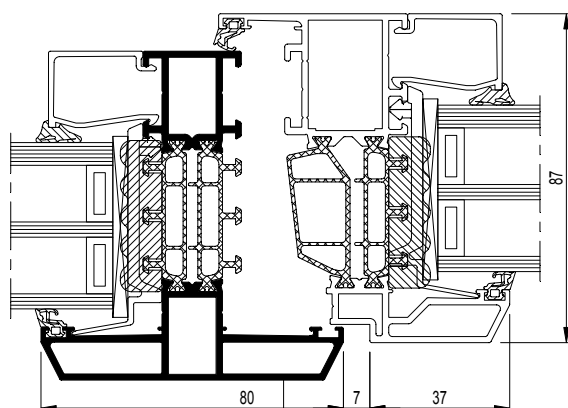
408.0115.XX



... .dwg

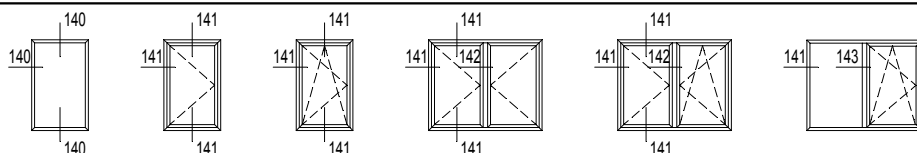


143



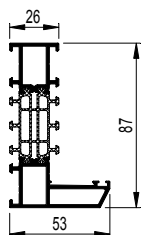
008.3213.XX

MASTERLINE 8-143001.dwg



408.0936.XX

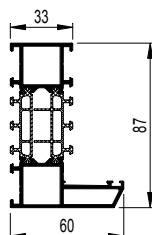
$I_x = 29.770 \text{ cm}^4$



140 MASTERLINE 8-140001.dwg

408.0983.XX

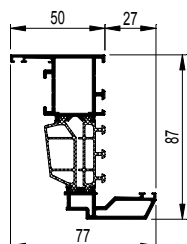
$I_x = 33.094 \text{ cm}^4$



140 MASTERLINE 8-140002.dwg

408.0902.XX

$I_x = 35.471 \text{ cm}^4$

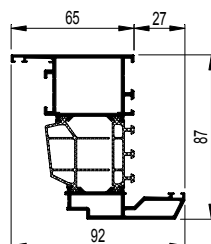


141 MASTERLINE 8-141001.dwg

142 MASTERLINE 8-142001.dwg

408.0992.XX

$I_x = 42.828 \text{ cm}^4$

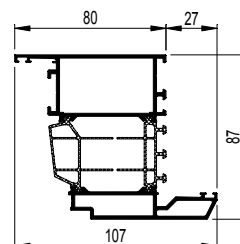


141 MASTERLINE 8-141002.dwg

142 MASTERLINE 8-142002.dwg

408.0912.XX

$I_x = 49.980 \text{ cm}^4$

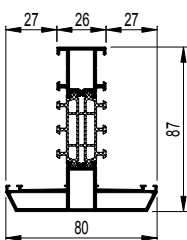


141 MASTERLINE 8-141003.dwg

142 MASTERLINE 8-142003.dwg

408.0913.XX

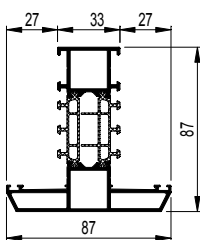
$I_x = 34.220 \text{ cm}^4$



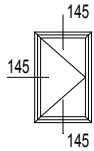
143 MASTERLINE 8-143001.dwg

408.0920.XX

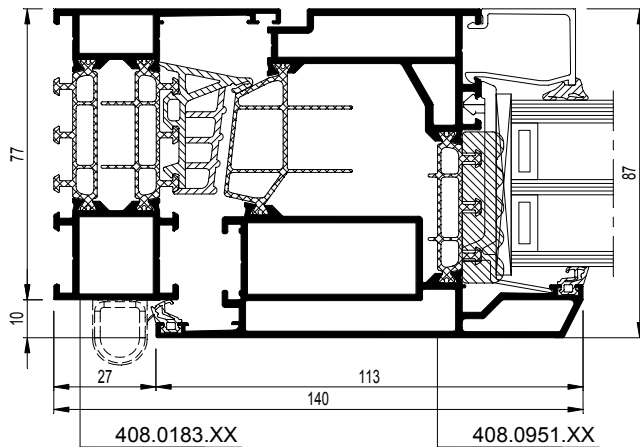
$I_x = 37.880 \text{ cm}^4$



143 MASTERLINE 8-143002.dwg

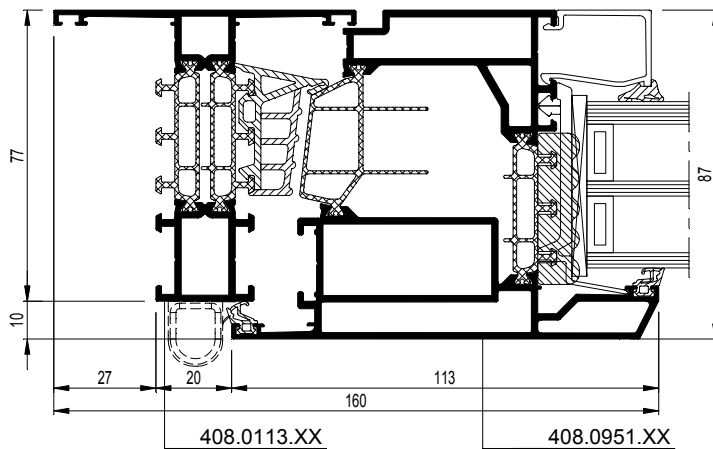


145

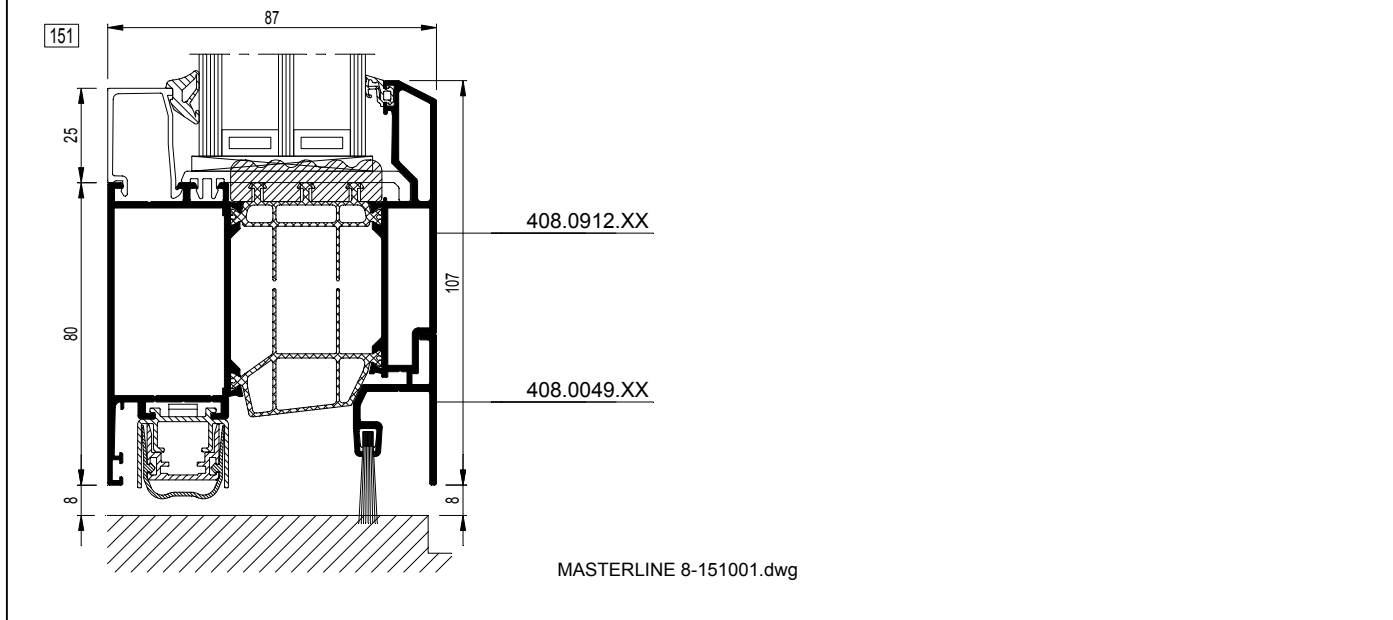
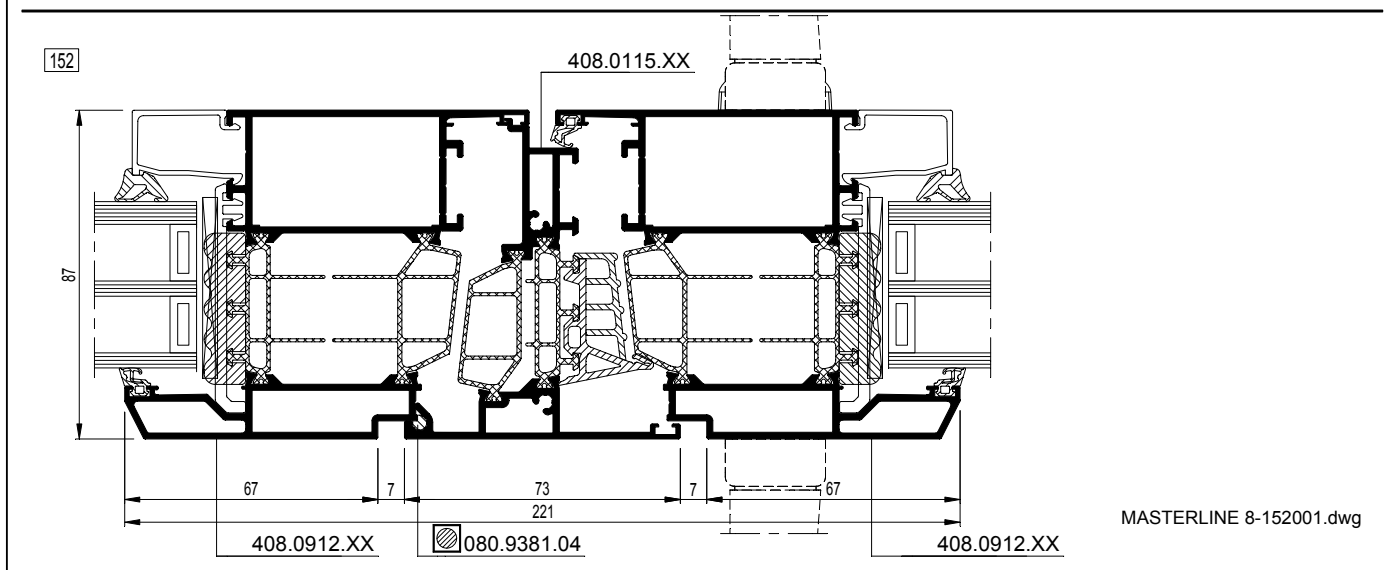
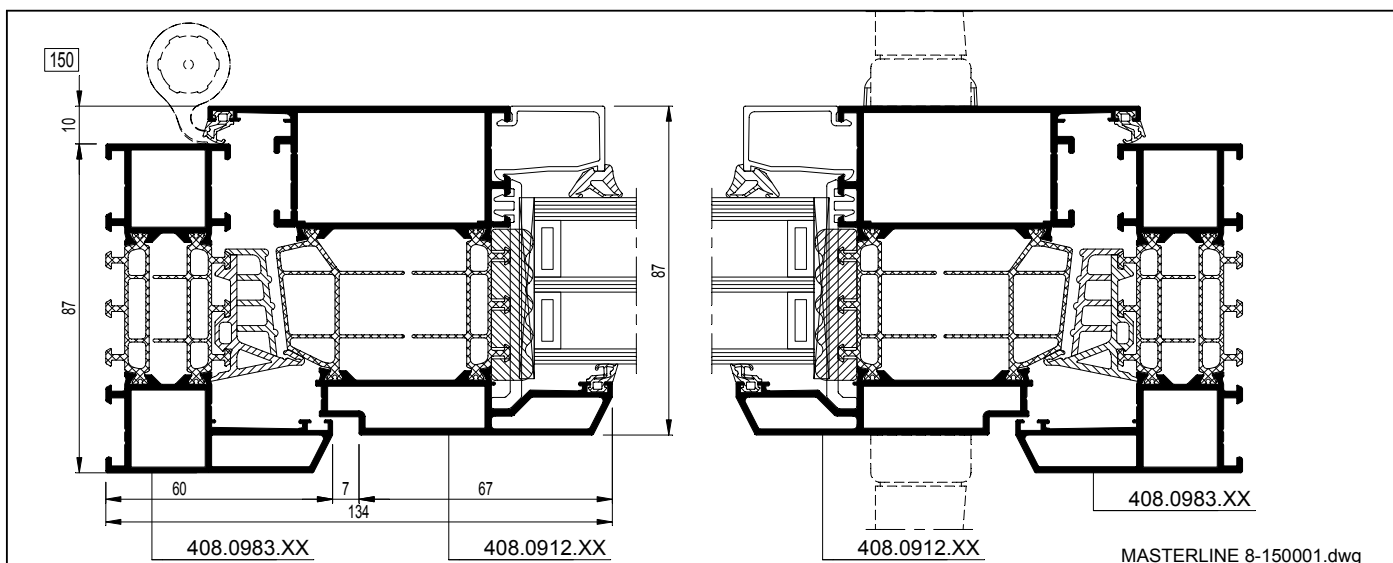
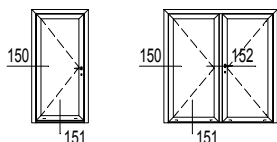


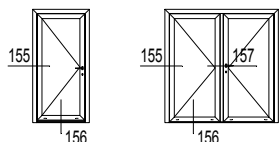
MASTERLINE 8-145001.dwg

145

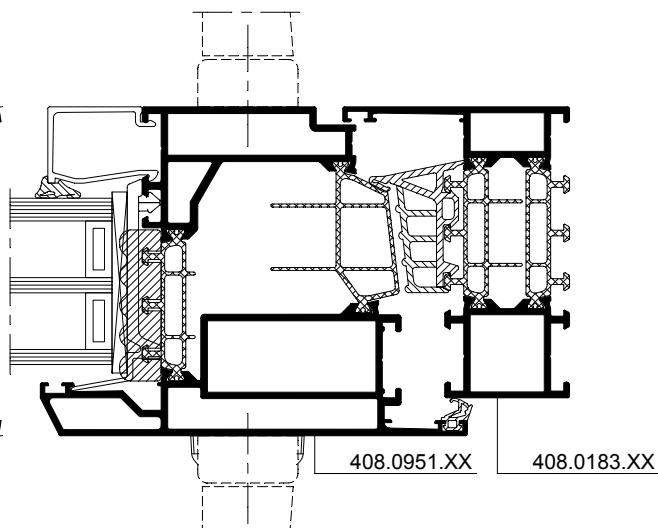
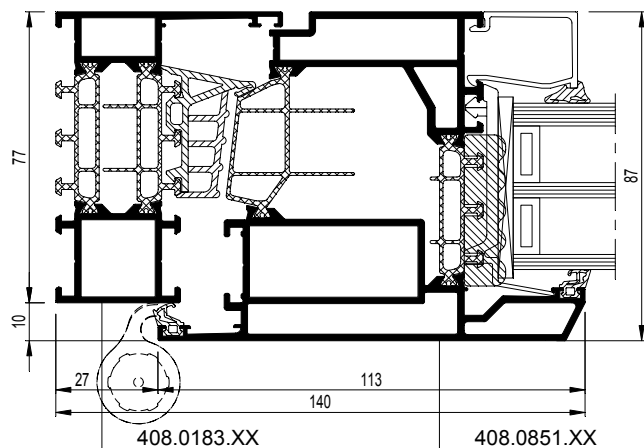


MASTERLINE 8-145002.dwg





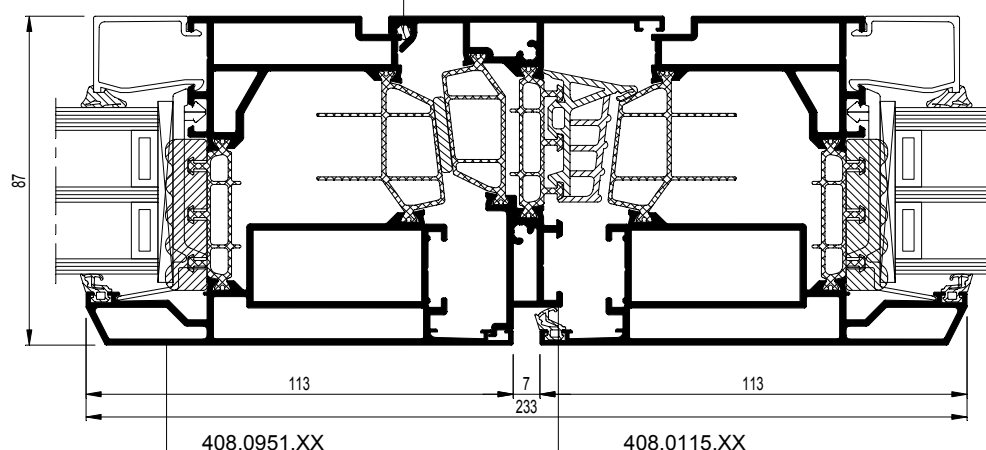
155



MASTERLINE 8-155001.dwg

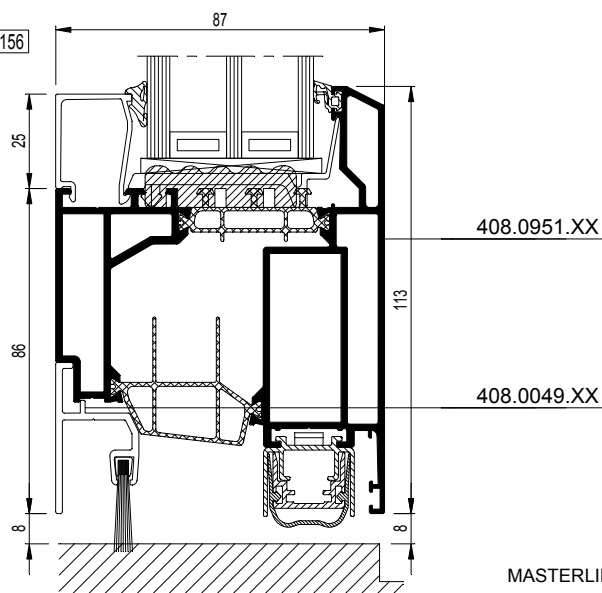
157

080.9381.04



MASTERLINE 8-157001.dwg

156



MASTERLINE 8-156001.dwg



## MASTERLINE 8

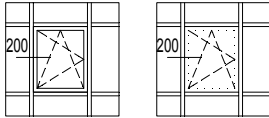


KOPPELINGEN MET ANDERE SYSTEMEN  
COMBINAISONS AVEC D'AUTRES SYSTEMES

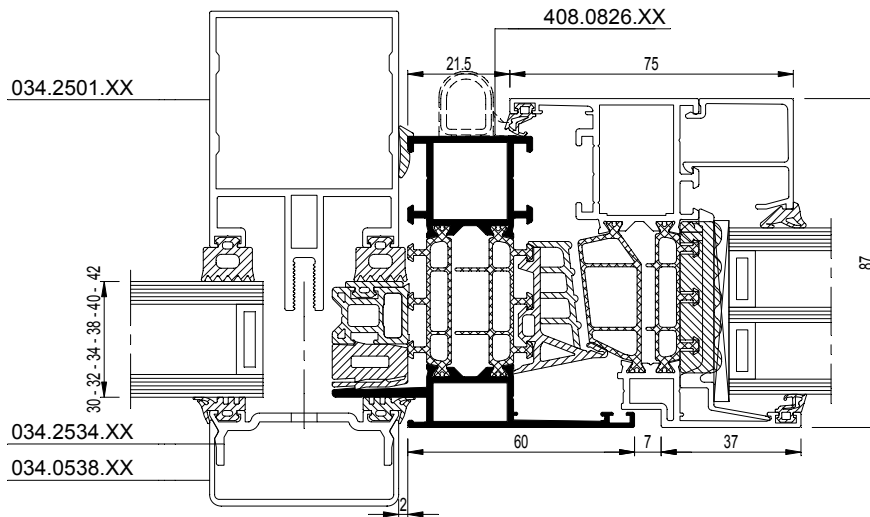
CONNECTIONS WITH OTHER SYSTEMS  
KOMBINATIONEN MIT ANDEREN SYSTEMEN

**CW 50 - MASTERLINE 8**

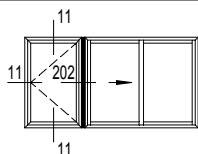
**CP 130 - MASTERLINE 8 / CP 130-LS - MASTERLINE 8**



200 CW 50 - MASTERLINE 8

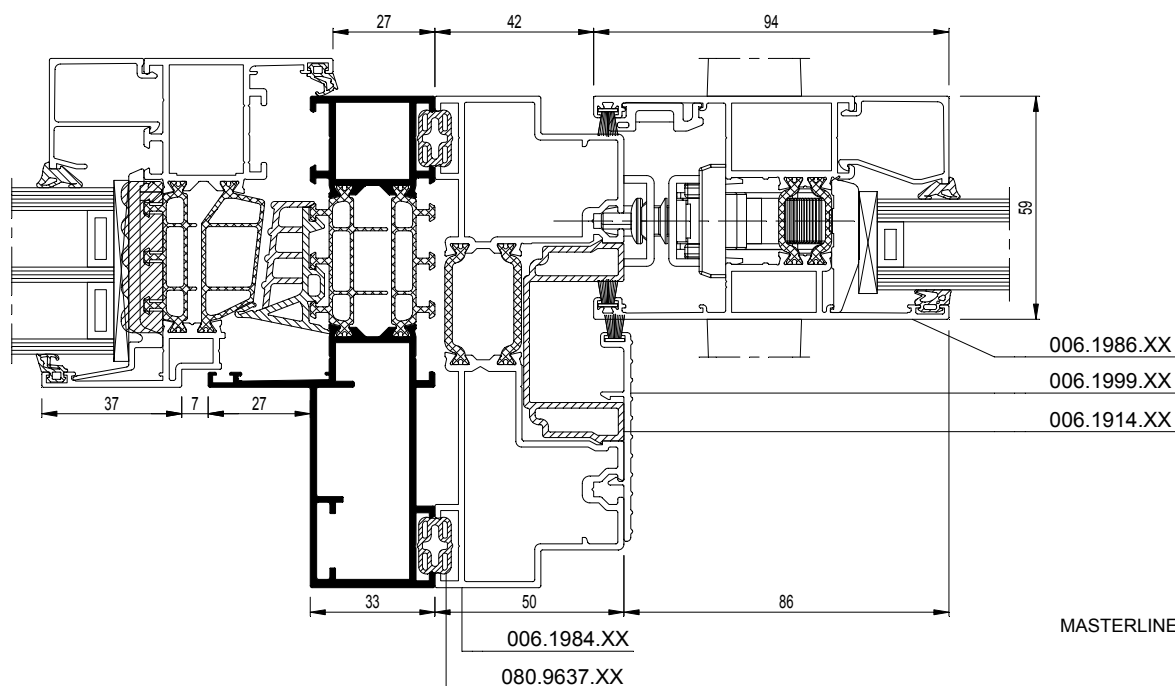


MASTERLINE 8-200001.dwg



CP 130

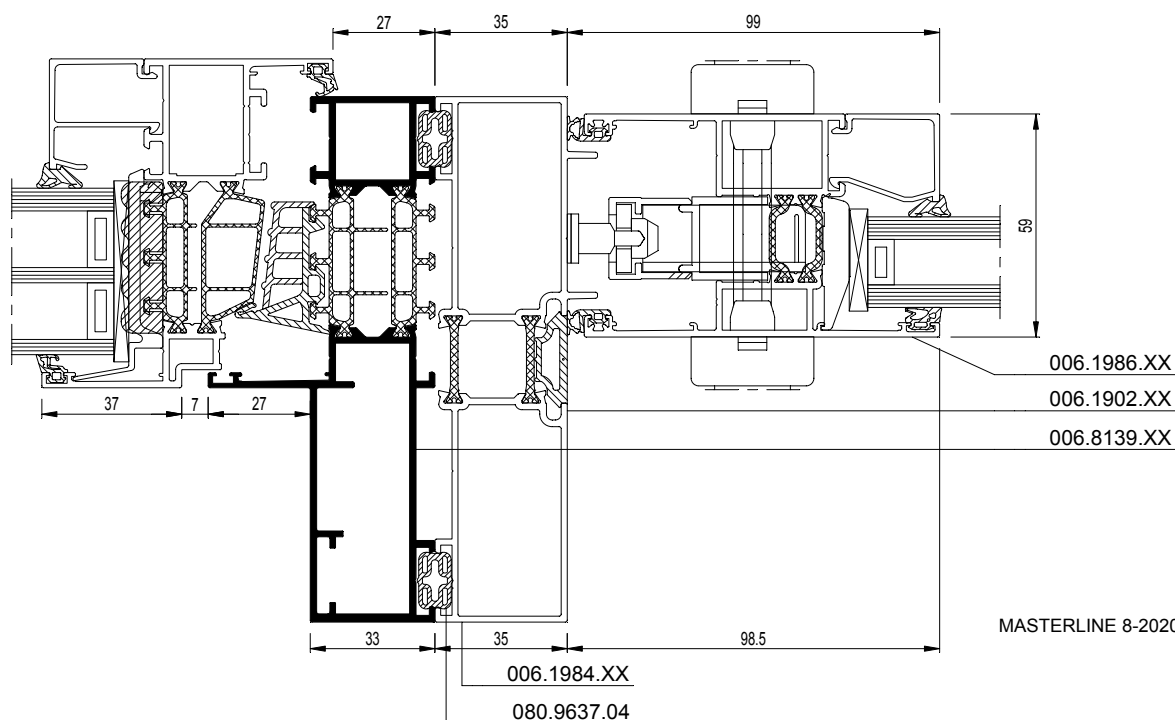
202



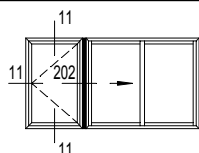
MASTERLINE 8-202001.dwg

CP 130-LS

202

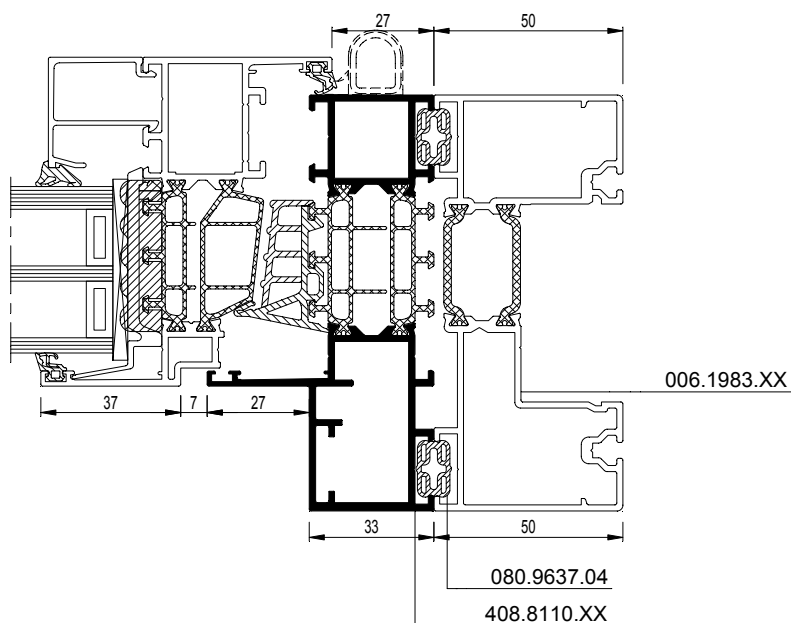


MASTERLINE 8-202002.dwg



CP 130

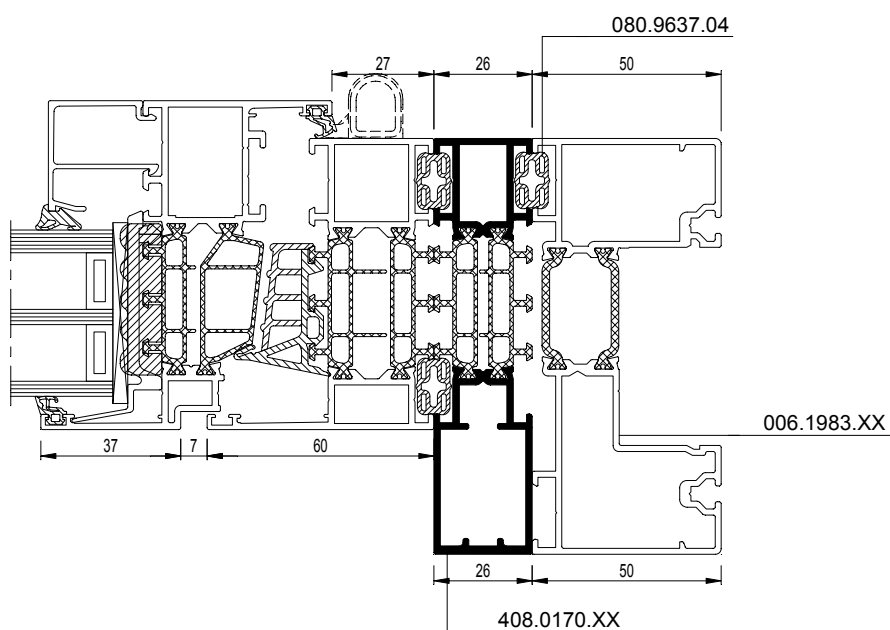
202



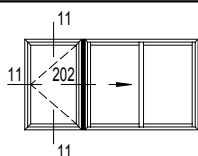
MASTERLINE 8-202003.dwg

CP 130

202

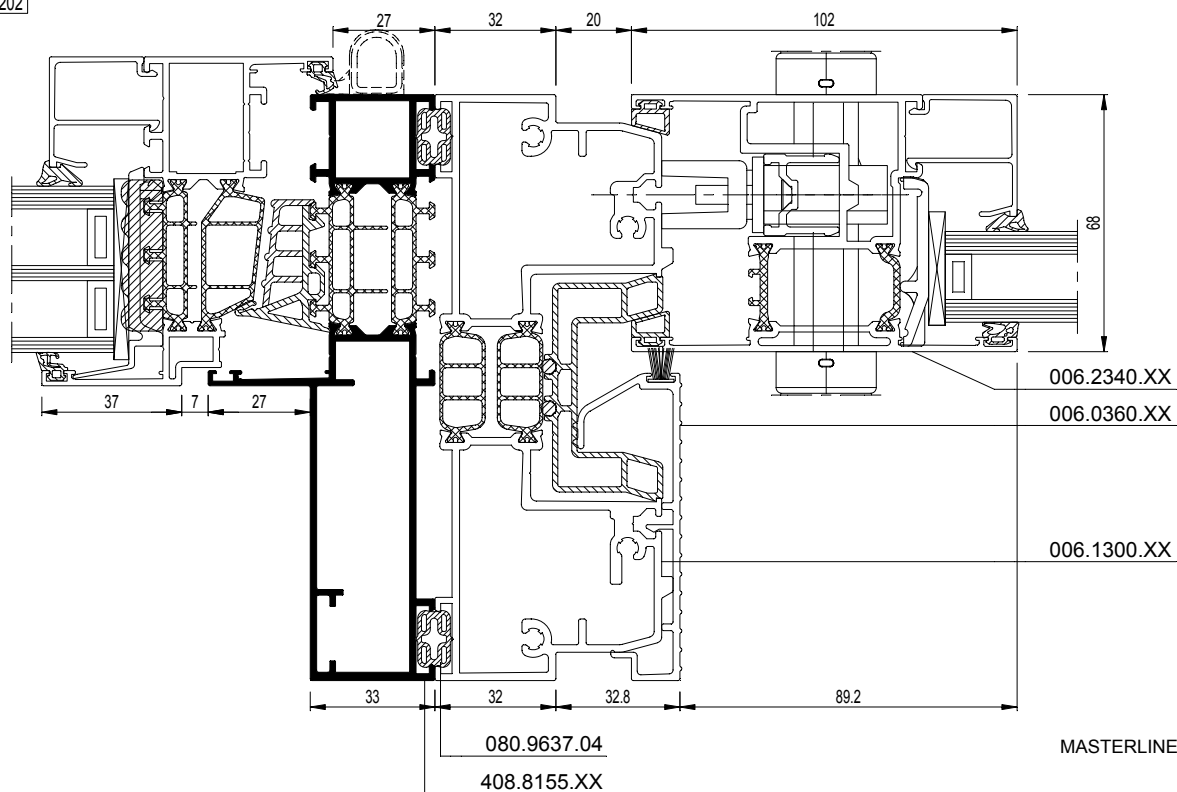


MASTERLINE 8-202004.dwg



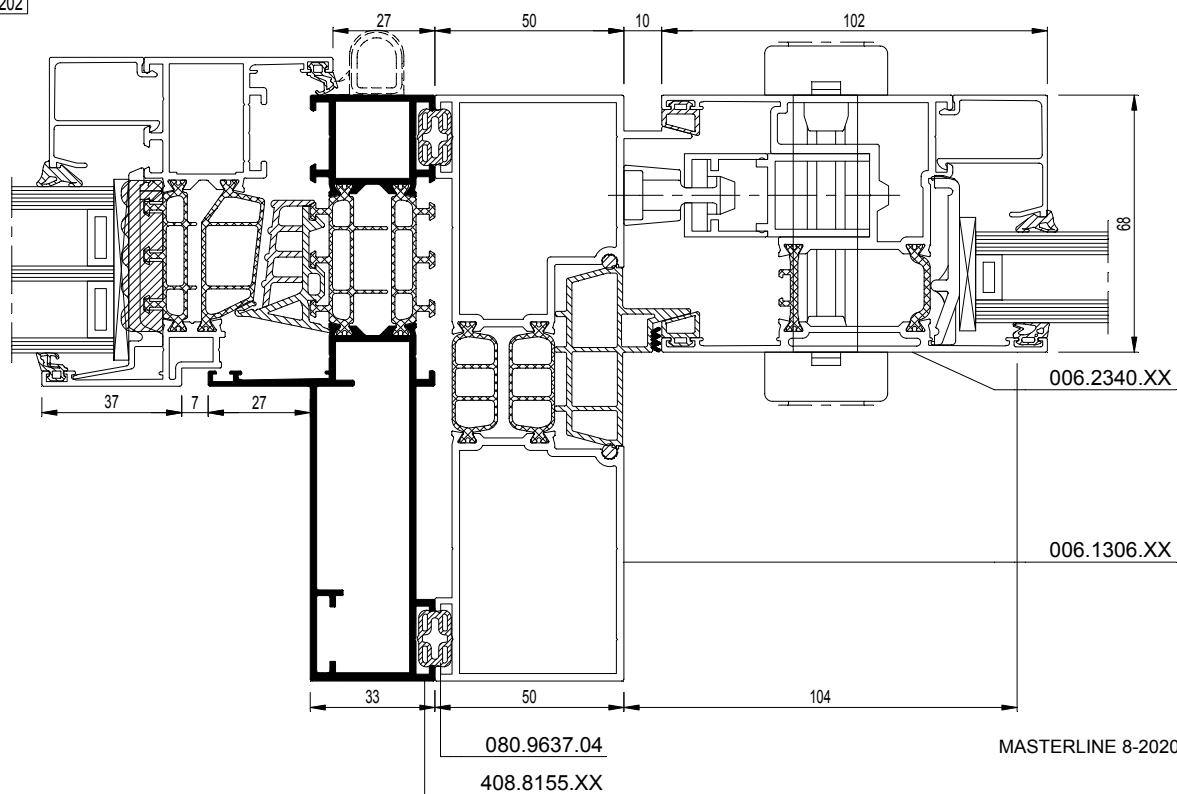
CP 155

202



CP 155

202



# MASTERLINE 8

KOPPELINGEN MET ANDERE SYSTEMEN - CP 155  
COMBINAISONS AVEC D'AUTRES SYSTEMES - CP 155  
CONNECTIONS WITH OTHER SYSTEMS - CP 155  
KOMBINATIONEN MIT ANDEREN SYSTEMEN - CP 155





